

Show Your

*Style...*



NPT Product Brochure



LittleTileInc.com





# DIRECTORY

• 2"x 2" Tiles (BX, HM).....	page 51	• Mediterranean (MDT).....	page 41
• Accessoires.....	page 69	• Mediterraneo.....	page 44
• Artistic Pavers.....	page 56	• Mini Koyn (MK/TK).....	page 52
• Avalon (AVA).....	page 14	• Moonbeam (ME, STB).....	page 34
• Aztec (AZ).....	page 7	• Mosaics/Custom.....	page 70
• Bahamas.....	page 35	• Mosaics/Piece by Piece.....	page 72
• Bull BBO.....	page 74	• Mystique (MY).....	page 49
• Beaches.....	page 26	• Nebula (GLTN).....	page 21
• Beadcrete.....	page 67	• Nautica (M).....	page 50
• Bellagio (BEL).....	page 37	• Oceania.....	page 6
• Botanical (BUE).....	page 48	• Onyx (ONX).....	page 31
• Bricks.....	page 55	• Pacific Gems.....	page 20
• Cana (CANA).....	page 46	• Palm Beach.....	page 11
• Campeche.....	page 26	• Pebble Stone.....	page 22
• Canyon Stone (CNS).....	page 30	• Prism.....	page 22
• Carrera (CAR).....	page 16	• Quartzite Coping&Decking (STXL).....	page 60
• Casablanca (CAS).....	page 19	• QuartzScapes™.....	page 66
• Catania (CAT).....	page 28	• Rainforest.....	page 11
• Colorado (COL).....	page 24	• Raku (RU).....	page 17
• Dakota (DK).....	page 47	• Ridgestone.....	page 29
• Desert Rose (RX).....	page 43	• Riptide (RT).....	page 48
• Discovery (DS).....	page 18	• Seven Seas (PA, SS).....	page 50
• Discovery Field (DSF).....	page 18	• Shabui (RX).....	page 32
• Durango Stone.....	page 54	• Sierra Mountain (SMS).....	page 23
• Eclipse.....	page 35	• Silverstone (SVR).....	page 45
• Empire.....	page 8	• Solids 6"x 6" (K, M).....	page 53
• Espana (ESP).....	page 33	• Star Dust (SD).....	page 49
• Europe (EU).....	page 39	• Star Mist (STM).....	page 34
• Ferrara (FRP).....	page 46	• Stargazer (ST).....	page 40
• Gavea Stone.....	page 16	• StoneScapes™.....	page 64
• Harmony (HS).....	page 34	• Tahoe.....	page 4
• Himalaya (HLMULTI).....	page 9	• Tibet (TB).....	page 15
• Iberia.....	page 19	• Tivoli (TRT).....	page 36
• Illusions.....	page 10	• Travertine Decking & Pavers.....	page 62
• Inca (INC).....	page 39	• Travertino Blend (BTV).....	page 25
• India (RX).....	page 42	• Tropic Isle.....	page 13
• Island Breeze (IB, IBF).....	page 40	• Tuscany (HBLU, HVER).....	page 5
• Jerusalem Stone.....	page 36	• Unglazed 1"x 1", 2"x 2" (UN).....	page 53
• Kaleidoscope (KL).....	page 49	• Venus (GLTV).....	page 21
• Ledger Stone (STLSF).....	page 63	• Verona (VR).....	page 3
• Lima (LIM).....	page 12	• Water Features.....	page 68
• Luciana (LC).....	page 48		
• Mariner.....	page 12		
• Marmore.....	page 38		
• Martinique (MAR).....	page 27		

[www.nptgonline.com](http://www.nptgonline.com)


To locate a sales center near you call 1-888-GRO-POOL





# Verona

4 pcs. = 1.0 sq. ft. nominal 6" x 6"



Tiles shown in photo above is Verona VR682 Tavora Tan and StoneScapes Black aggregate finish. Tiles shown in photo to the left is Verona VR681 Tondela Blue.



VR679  
Borba Turquoise



VR680  
Boticas Green



VR681  
Tondela Blue



VR682  
Tavora Tan



**Tip:** the **Verona** tile is available in 3" x 12" bullnose tile to give a rounded, finished appearance.



To see how any of our tiles look installed, dive into our web site: [www.nptgonline.com](http://www.nptgonline.com)

Note: The shade of tiles or stone may vary within any given color – an inherent quality that enhances their beauty. Visually check the actual shade before installation.

# Tahoe

6" x 6", 2" x 2", Deco 6" x 6" - 4 pcs. = 1.0 sq. ft. nominal, 2" x 2" - 1 sht. = 1.0 sq. ft.



**Note:** this tile is subject to wide shade variations.


Tile shown in photo above is Tahoe Valley TA693.



TA692  
Mountain



TA693  
Valley



TA690  
Lake



TA691  
Pine



TAP692  
Mountain 2" x 2"



TAP693  
Valley 2" x 2"



TAP690  
Lake 2" x 2"



TAP691  
Pine 2" x 2"



TAP698  
Tahoe Multicolor 2" x 2"



TA692DECO  
Mountain



TA693DECO  
Valley



TA690DECO  
Lake



TA691DECO  
Pine



**Tip:** the Tahoe tile is available in 6" x 6" bullnose tile.



2" x 2" - 1 sq. ft. 6" x 6" - 4 pcs. = 1.0 sq. ft. nominal

2" x 2", 6" x 6", Deco

# Tuscany



Tile shown in photo above is Tuscany HVER (C70) Pietra Verde.



HBLU (C30)  
Pietra Azul



HVER (C70)  
Pietra Verde



HBLU DECO  
Pietra Azul



HVER DECO  
Pietra Verde



HBLU22  
Pietra Azul 2" x 2"



HVER22  
Pietra Verde 2" x 2"



**Tip:** when installing Tuscany tile on surfaces that meet at an outside right angle edge, you can use a 3" x 12" bullnose tile to give a rounded, finished appearance. **Note:** this tile is subject to wide shade variations.



To see how any of our tiles look installed, dive into our web site: [www.nptgonline.com](http://www.nptgonline.com)

Note: The shade of tiles or stone may vary within any given color - an inherent quality that enhances their beauty. Visually check the actual shade before installation.

# Oceania 6" x 6" 4 pcs = 1.0 sq. ft. nominal



Tile shown in photo above is Caledonia 92466.



92465  
Ashmore



92468  
Manana



92466  
Caledonia



92467  
Cartier





**Tip:** when installing Aztec tile on surfaces that meet at outside right angles, you can use a 3" x 12" bullnose tile to give a rounded, finished appearance.

# 6" x 6", Deco, 2" x 2" Aztec

6" x 6": 4 pcs. = 1.0 sq. ft. nominal, 2" x 2": 1 sht. = 1.0 sq. ft.



**Note:** this tile is subject to wide shade variations.



Tile shown in photo is Aztec AZ606 Cobalt.



AZ601  
Peacock



AZ603  
Barley



AZ606  
Cobalt



AZ608  
Ash Nero



AZ1 Deco  
Peacock




AZ3 Deco  
Barley



AZ6 Deco  
Cobalt




AZ8 Deco  
Ash Nero



AZ201  
Peacock



AZ203  
Barley



AZ206  
Cobalt



AZ208  
Ash Nero

# Empire

6" x 6", 2" x 2" 6" x 6": 4 pcs. = 1.0 sq. ft. nominal. 2" x 2": 1 sht. = 1.0 sq. ft.



**Note:** this tile is subject to wide shade variations.

Tiles shown in photo above is Empire Aztec EM650, Aztec EMP650 & Empire Inca EMP651.



EM651  
Inca



EM650  
Aztec



EM653  
Toltec



EM652  
Mayan



EMP651  
Inca 2" x 2"



EMP650  
Aztec 2" x 2"



EMP653  
Toltec 2" x 2"



EMP652  
Mayan 2" x 2"



**Tip:** the Empire tile is available in 6" x 6" bullnose tile.



EM651DECO  
Inca



EM650DECO  
Aztec



EM652DECO  
Mayan



EM653DECO  
Toltec



# Himalaya

6" x 6" 4 pcs. = 1.0 sq. ft. nominal, 2" x 2" 1 sht. = 1.0 sq. ft.



Tile shown in photo above is HLMULTI Himalaya Multicolor.



2x2 and 6x6 available!



HLMULTI  
Himalaya Multicolor 6" x 6"



HLMULTI2x2  
Himalaya Multicolor 2" x 2"


**Tip:** the Himalaya tile is available in 3" x 12" bullnose tile to give a rounded, finished appearance. **Note:** this tile has an extreme inherent color variation.

To see how any of our tiles look installed, dive into our web site: [www.nptgonline.com](http://www.nptgonline.com)

Note: The shade of tiles or stone may vary within any given color - an inherent quality that enhances their beauty. Visually check the actual shade before installation.



# Illusions <sup>3" x 3"</sup> 1 sht. = 1.05 sq. ft.



Tiles shown in photo above are Illusions Cloud Blue IL635 and Sapphire IL634.



Quarter Round Tiles



Bullnose Tiles

**Tip:** the Illusions tile is available in a 3" x 3" bullnose tile.




IL640  
Cobalt



IL635  
Cloud Blue




IL631  
Regatta




IL632  
Catalina



IL630  
Jade



IL634  
Sapphire



IL622  
Delph



# Palm Beach

Border

1 sht. = 1.0 sq. ft.



Tiles shown in photo above are Palm Beach Ocean Boulevard PAL100 & Rainforest Rain SEORF-97.




PAL103  
Sandpiper Drive  
Amazon and Gardenia Tiles



PAL100  
Ocean Boulevard  
Rain and Gardenia Tiles



PAL102  
Coconut Row  
Sunset and Gardenia Tiles




PAL101  
Seaspray Avenue  
Rain and Amazon Tiles

# Rainforest

3" x 3"


1 sht. = 1.05 sq. ft.



SEORF-151  
Sand



SEORF-151  
Amazon



SEORF-142  
Sunset



SEORF-97  
Rain

# Lima

2" x 2" Border 2x2 - 1 sheet = 0.97 sq. ft., Border - 1 sheet = 0.92 sq. ft.



Tiles shown in photo above is Lima LIM-PAWHB Pacific / Wheat Border and StoneScapes Black aggregate finish.



LIM-PACIFIC  
Pacific



LIM-WHEAT  
Wheat



LIM-PAWHB  
Pacific / Wheat Border

# Mariner

Border 1 sheet = 1.0 sq. ft.



Tile shown in photo above is Mariner Bosun MN-307.



Bosun  
MN-307



Knot  
MN-306



Sail  
MN-305





# Tropic Isle

1" x 1" - 1 sqt. = 1.0 sq. ft., 6" x 6" - 4 pcs. = 1.0 sq. ft. nominal



*Tile shown in photo above is Tropic Isle Aruba TI671.*



TI671  
Aruba



TI672  
Jamaica




TI673  
Samoa



**Tip:** the Tropic Isle  
tile is available in  
6" x 6" bullnose tile.



TIP671  
Aruba - 1" x 1"



TIP672  
Jamaica - 1" x 1"



TIP673  
Samoa - 1" x 1"



TIP678  
Tropic Isle Blend - 1" x 1"

**Note:** this tile is subject to wide shade variations.

# Avalon

6" x 6", Deco, 2" x 2"

**Tip:** when installing Avalon tile on surfaces that meet at outside right angles, you can use a 3" x 12" bullnose tile to give a rounded, finished appearance.

6" x 6": 4 pcs. = 1.0 sq. ft. nominal, 2" x 2": 1 sht. = 1.0 sq. ft.



Tiles shown in photo above are AVAGREEN KOAV08 & AVAGREEN Deco KIAV08.

**Note:** this tile is subject to wide shade variations.



AVARUST  
KOAV01



AVABLU  
KOAV06



AVATAN  
KOAV07



AVAGREEN  
KOAV08



AVARUST Deco  
KIAV01



AVABLU Deco  
KIAV06



AVATAN Deco  
KIAV07



AVAGREEN Deco  
KIAV08



AVARUST 2x2  
FMAV01



AVABLU 2x2  
FMAV06



AVATAN 2x2  
FMAV07



AVAGREEN 2x2  
FMAV08



# Tibet

6" x 6" 4 pcs. = 1.0 sq. ft. nominal, 2" x 2" 1 sht. = 1.0 sq. ft. 2" x 2", 6" x 6", Deco



Tile shown in photo above is Tibet TBBLUE Blue and Tibet TBBLUE Blue Deco.



TBBLUE  
Blue



TBCOTTO  
Cotto



TBMULTI  
Multicolor

**Tip:** the distinctive Tibet tiles are made with a unique process that creates a rustic edge for an authentic "old-world" feel.



TBBLUE DECO  
Blue



TBCOTTO DECO  
Cotto



TBMULTI DECO  
Multicolor



**Tip:** when installing Tibet tile

on surfaces that meet at an outside right angle edge, you can use a 3" x 12" bullnose tile to give a rounded, finished appearance. **Note:** this tile is subject to wide shade variations.



TBBLUE2x2  
Blue



TBCOTTO2x2  
Cotto



TBMULTI2x2  
Multicolor

# Gavea Stone

6" x 6" 4 pcs. = 1.0 sq. ft. nominal



89761  
Sepia



89758  
Azul

# Carrera

6" x 6" 4 pcs. = 1.0 sq. ft. nominal




Tile shown in photo above is CARBLUE Baltic Blue.

**Tip:** the exciting **Carrera** tile combines a natural stone texture with a high-gloss, smooth surface that captures reflections from the sun and water.



**Tip:** when installing **Carrera** tile on surfaces that meet at outside right angles, you can use a 3" x 12" bullnose tile to give a rounded, finished appearance.



CARBLUE  
Baltic Blue  
(high gloss surface)



CARGREEN  
Imperial Green  
(high gloss surface)



# Raku

6" x 6" - 4 pcs. = 1.0 sq. ft. nominal. 2" x 2" - 1 sht. = 1.0 sq. ft. 2" x 2", 6" x 6", Deco



Tile and stone shown in photo above is Raku RUCOBALT Cobalt and Ledger Stone STLSFCL Classic.



RUCOCEAN  
Ocean



RUCOCEAN DECO  
Ocean



RUCOCEAN2x2  
Ocean



RUCOBALT  
Cobalt



RUCOBALT DECO  
Cobalt



RUCOBALT2x2  
Cobalt



**Tip:** when installing **Raku** tile on surfaces that meet at an outside right angle, you can use a 3" x 12" bullnose tile to give a rounded, finished appearance. **Note:** this tile is subject to wide shade variations.



To see how any of our tiles look installed, dive into our web site: [www.nptgonline.com](http://www.nptgonline.com)

Note: The shade of tile or stone may vary within any given color - an inherent quality that enhances their beauty. Visually check the actual shade before installation.

# Discovery Field

Tip: the versatile  
Discovery Field  
tiles are available in  
four types of trim.

3" x 3" 1 sht. = 1.05 sq. ft.



Tile shown in photo above is Discovery Field  
DSF90 Marine Green.

## Mix & Match

The Discovery Field & Discovery Accent tiles are color coordinated. They have been designed for what is known as "Mix & Match." This allows you to create any number of striking variations in your tile design, while maintaining a harmonious color scheme.




DSF20  
Blue



DSF39  
Black



DSF50  
Cobalt Blue



DSF90  
Marine Green



DSF91  
Teal Green



DSF95  
Caribbean Blue

# Discovery

1 sht. = 1.05 sq. ft.



Tile shown in photo above is Discovery DS500 Cobalt Blue.



DS200  
Blue



DS500  
Cobalt Blue



# Iberia

3" x 3"  
1 sq. ft. = 1.06 sq. ft.



Cadiz



La Mancha



Santiago



Tile shown in photo above is Iberia La Mancha.

# Casablanca

6" x 6"  
4 pcs. = 1.0 sq. ft. nominal



CAS200  
Cobalt Rust Deco



CASF200  
Cobalt Rust Field



CAS320  
Cobalt Ocean Deco



CASF320  
Cobalt Ocean Field

Tiles shown in photo above are Casablanca CASF200 Rust Field and CAS200 Rust Deco.


To see how any of our tiles look installed, dive into our web site: [www.nptgonline.com](http://www.nptgonline.com)

Note: The shade of tiles or stone may vary within any given color - an inherent quality that enhances their beauty. Visually check the actual shade before installation.


# Pacific Gems<sup>1"x1"</sup> 1 sheet = 1.575 sqft




Tiles shown in photo above Pacific Gems PG1-Sky, PG1-Ocean, PG1-Pacific AND PG-1 Marine.




PG1-SKY  
Sky



PG1-OCEAN  
Ocean



PG1-PACIFIC  
Pacific



PG1-MARINE  
Marine


**Tip: Pacific Gems** is unique and exquisite collection of gemlike colors captured in 1"x1" glass tiles. Shimmering with energy, these glass tiles capture the sun and can create a beautiful reflection on your pool / spa decor.





# Nebula

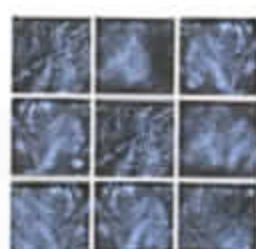
1 sht. = 1.0 sq. ft. 2" x 2"



GLTN0069  
Green



GLTN0071  
Rust



GLTN0074  
Blue

**Tip:** the **Nebula & Venus** series are handmade glass tiles and subject to wide shade variations.

# Venus

1 sht. = 1.0 sq. ft. 2" x 2"




GLTV032  
Electric




GLTV066  
Turquoise

Note: **Nebula & Venus** tiles are beautifully crafted, translucent glass tiles.

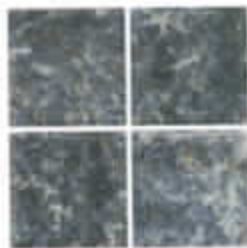
# Pebblestone 3" x 3" 4 pcs. = 1.0 sq. ft. nominal



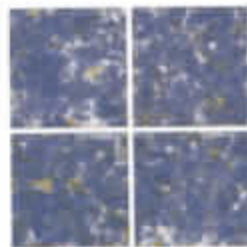
PS381  
Caribbean Blue



PS382  
Jade




PS383  
Tahoe Blue




PS384  
Tropical Breeze


# Prism 3" x 3" Deco 3" x 3" 1 sht. = 1.0 sq. ft. nominal



PRI-201  
Water



PRI-206  
Forest



PRI-211  
Aqua



PRI-216  
Sunrise



PRI-205  
Water



PRI-210  
Forest



PRI-215  
Aqua







**Tip:** the Sierra Mountain tile is available in a 6" x 6" and 3" x 3" bullnose tile.

# Sierra Mountain

3" x 3", 6" x 6", Deco



*Tile shown in photo is Sierra Mountain SMS3GR Grafite and SMS-GRDECOG Grafite Deco.*



SMS Azul



SMS3AZ  
Azul



SMS-AZDECOG  
Azul



SMS-AZDECO  
Azul Deco



SMS Cobalto



SMS3CO  
Cobalto



SMS-CODECOG  
Cobalto



SMS-CODECO  
Cobalto Deco



SMS Grafite



SMS3GR  
Grafite



SMS-GRDECOG  
Grafite




SMS-GGDECO  
Giada Deco

**Tip:** Enhance the beauty of your pool with the dazzling **Sierra Mountain Glass Mosaic Decos.**

The shimmering glass tile inserts reflect radiant hues from the sun, water and sky.

# Colorado 6" x 6" 4 pcs. = 1.0 sq. ft. nominal



Tile shown in photo above is Colorado COL-MINE6 Mine.




COL-MINE6  
Mine



COL-MOON6  
Moon



COL-NUGGET6  
Nugget



COL-RIVER6  
River



**Tip:** when installing Colorado tile on surfaces that meet at outside right angles, you can use a 3" x 6" bullnose tile to give a rounded, finished appearance. **Note:** this tile is subject to wide shade variations.



1" x 1": 1 sht. = 1.1 sq. ft.  
3" x 3": 1 sht. = 1.0 sq. ft.  
PATTERN: 1 sht. = 1.0 sq. ft.

# 1"x1", 3"x3", Deco, Mosaic Travertino Blend



Tile shown in photo above is Travertino BTV-3BLEND 3x3 Blend and Durango Stone Veracruz Tumbled Coping and Pavers.



## Tip: when installing Travertino Blend

tiles on surfaces that meet at outside right angles, you can select from quarter round and surface bullnose tiles to give you a rounded, finished appearance. **Note:** this tile is subject to wide shade variations.



BTV-3BLEND  
3x3 Blend



BTV-1BLEND  
1x1 Blend



BTV-DECO  
Deco Blend



BTV-PATTERN  
Mosaic Blend

# Beaches

6" x 6" 4 pcs. = 1.0 sq. ft. nominal



*Tile shown in photo above is Beaches Jetty 95233.*



95233  
Jetty



95234  
Sand



95236  
Surf

# Campeche

6" x 6" 4 pcs. = 1.0 sq. ft. nominal



*Tile shown in photo above is Campeche Green 88690.*



88690  
Green



88689  
Gold



# Martinique

2" x 2" Border


MAR: 1 sht. = 1.06 sq. ft. MARF: 1 sht. = 1.06 sq. ft.



Tiles shown in photo above is Martinique MAR95 Caribbean Blue.



MAR33  
Ocean Blue



MARF233  
Ocean Blue 2" x 2"



MAR95  
Caribbean Blue



MARF295  
Caribbean Blue 2" x 2"

**Tip:** the **Martinique** tile is available in border and 2"x2" mesh-mounted patterns to allow a wide variety of design options. Create sophisticated designs on raised bond beams, raised spa walls and water fall effects.



# Catania

6" x 6", Deco

**Tip:** when installing Catania tile on surfaces that meet at outside right angles, you can use a 3" x 12" bullnose tile to give a rounded, finished appearance.

4 pcs. = 1.0 sq. ft.



*Tile shown in photo above is Catania CATTAN Sand.*



CATBLUE  
Ocean



CATRUST  
Rust



CATTAN  
Sand



CATBLUEFD  
Ocean Deco



CATRUSTFD  
Rust Deco



CATTANFD  
Sand Deco




# Ridgestone

1 sft. = 1.0 sq. ft. 3" x 6", 3" x 3", 1" x 1"



SEORS361  
Amber



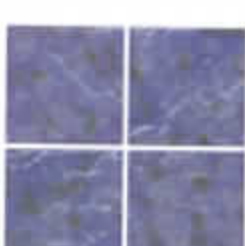
SEORS363  
Windsor



SEORS364  
Evensong



SEORS365  
Cimarron



SEORS367  
Bridgewater



SEORS369  
Sundance



SEORS370  
Miramar



SEORS661  
Amber



SEORS663  
Windsor



SEORS664  
Evensong



SEORSP169  
Sundance



SEORS665  
Cimarron



SEORS669  
Sundance



SEORS670  
Miramar



SEORSP163  
Windsor



SEORSP165  
Cimarron



SEORSP170  
Miramar

To see how any of our tiles look installed, dive into our web site: [www.nptgonline.com](http://www.nptgonline.com)

Note: The shade of tiles or stone may vary within any given color – an inherent quality that enhances their beauty. Visually check the actual shade before installation.



# Canyon Stone 2" x 2", 6" x 6"



*Tile shown in photo above is Canyon Stone Tan CNS-TAN6 and StoneScapes Tahoe Blue aggregate finish.*



CNS-RUST6  
Rust



CNS-TAN6  
Tan



CNS-VERDE6  
Verde



CNS-RUST2X2  
Rust



CNS-TAN2X2  
Tan



CNS-VERDE2X2  
Verde



**Tip:** when installing Canyon Stone

tile on surfaces that meet at an outside right angle edge, you can use a 3" x 12" bullnose tile to give a rounded, finished appearance. **Note:** this

tile is subject to wide shade variations.



# 6" x 6" Onyx

4 pcs. = 1.0 sq. ft. nominal



Tile shown in photo above is Onyx ONX-TURQ6 Turquoise.



ONX-IVORY6  
Ivory



ONX-RUBY6  
Ruby



ONX-TURQ6  
Turquoise



**Tip:** when installing Onyx tile on surfaces that meet at an outside right angle edge, you can use a 3" x 6" bullnose tile to give a rounded, finished appearance. **Note:** this tile is subject to wide shade variations.



# Shabui

6" x 6", Imola 4 pcs. = 1.0 sq. ft. nominal



Tile shown in photo above is Shabui Rich Autumn RX7477210.



RX747BLUE  
Pietra Blue



RX7474810  
Indian Green



RX7477210  
Rich Autumn



RX747BLUE DECO  
Pietra Blue



RX747481D  
Indian Green Imola



RX747721D  
Rich Autumn Imola



**Tip:** when installing **Shabui** tile on surfaces that meet at an outside right angle edge, you can use a 3" x 12" bullnose tile to give a rounded, finished appearance. **Note:** this tile is subject to wide shade variations.



# Espana

6" x 8": 4 pcs. = 1.0 sq. ft. nominal, 2" x 2": 1 sht. = 1.0 sq. ft.



Tile shown in photo above is Espana ESP-COTTO.



ESP-BLUE  
Blue



ESP-COTTO  
Cotto



ESP-TURO  
Turquoise



ESP-BLUE 2x2  
Blue



ESP-COTTO 2x2  
Cotto



ESP-TURO 2x2  
Turquoise

**Tip:** the Espana tile is available in 3" x 12" bullnose tile to give a rounded, finished appearance.

To see how any of our tiles look installed, dive into our web site: [www.nptgonline.com](http://www.nptgonline.com)

Note: The shade of tiles or stone may vary within any given color – an inherent quality that enhances their beauty. Visually check the actual shade before installation.



# Moonbeam

ME: 1 sht. = 1.0 sq. ft. STB: 1 sht. = 0.98 sq. ft.



Tile shown in photo above is Moonbeam Ocean Green ME33



ME33  
Ocean Green



ME44  
Lake Blue



STB807  
Terra Blue



STB808  
Cobalt Blue

**Tip:** for a tile that makes a statement of refined elegance, consider the **Moonbeam** series. This multi-shaped, multi-element tile is enhanced by elegantly embossed patterns, creating rich highlights and unique color tones.

# Star Mist

1 sht. = 1.05 sq. ft.



Tiles shown in photo above are Star Mist Blueberry STM991.



STM991  
Blueberry

**Tip:** the **Star Mist** tile has a natural stone texture showing under a dazzling high-polished surface. This unique combination of glossy surface and natural textures also features a diamond floral inset for an elegant accent. Mix & Match with a 1"x1" pool bottom for an all-tile pool that shimmers with vivid color.

# Harmony

3" x 3"



Quarter Round Tiles




Bullnose Tiles

HS: 1 sht. = 1.05 sq. ft., HST: 1 sht. = 1.0 sq. ft.


**Tip:** the **Harmony** tiles are available in four types of trim to give you a rounded, finished appearance.



Tiles shown in photo above are Harmony Lake Blue HST344 with Star Mist Blueberry STM991.




HS / HST331  
Olive Blue



HS / HST332  
Ocean Blue



HS / HST341  
Pacific Blue

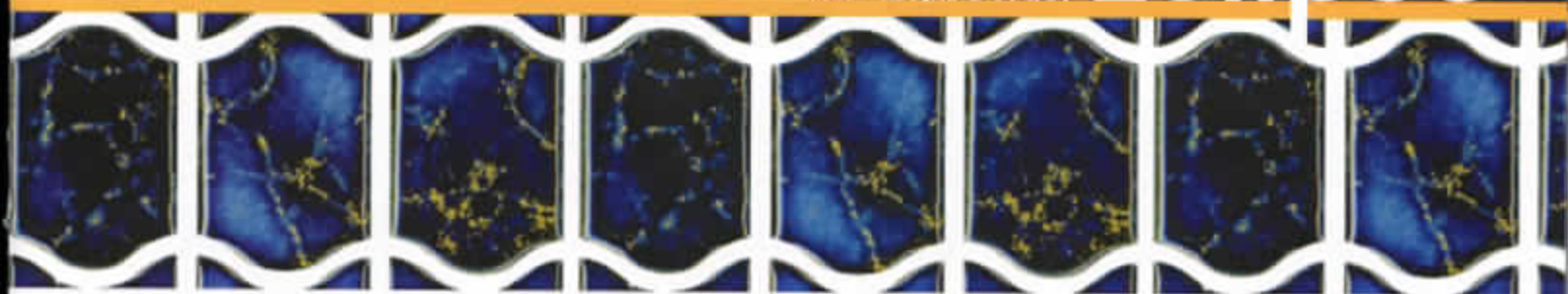


HS / HST344  
Lake Blue



# Eclipse

1 sht. = 1.0 sq. ft. Border



SEOEC-93  
Starlight



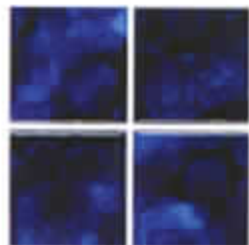
SEOEC-94  
Gemini

## Mix & Match

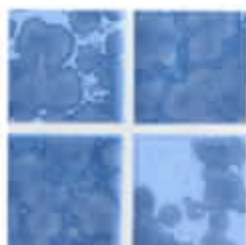
The Eclipse and Bahamas tiles are color coordinated. This allows you to create striking variations in your tile design, while maintaining a harmonious color scheme.

# Bahamas

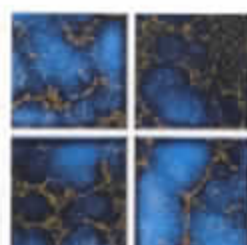
1 sht. = 1.0 sq. ft. 3" x 3"



SEOBA-703  
Indigo



SEOBA-701  
Nassau



SEOBA-702  
Terra Blue



To see how any of our tiles look installed, dive into our web site: [www.nptgonline.com](http://www.nptgonline.com)

Note: The shade of tiles or stone may vary within any given color – an inherent quality that enhances their beauty. Visually check the actual shade before installation.

# Tivoli

Deco, 6" x 6" 4 pcs. = 1.0 sq. ft. nominal



TIV-300  
Pietra



TIV-303  
Verde



TIV-306  
Blu



TIV-300DECO  
Pietra



TIV-306DECO  
Blu



**Tip:** the **Tivoli** tile is available  
in 6" x 6" bullnose tile.

# Jerusalem Stone

6" x 6" 4 pcs. = 1.0 sq. ft. nominal



Tile shown in photo above is Jerusalem Stone Sepia 88707.



88707  
Sepia



# Bellagio

6" x 6" - 4 pcs. = 1.0 sq. ft. nominal 6" x 6", Deco



Tile shown in photo above is Bellagio BEL-6BLEND Beige and BEL-DECO Beige.



**Tip:** when installing Bellagio

tile on surfaces that meet at an outside right angle edge, you can use a 3" x 12" bullnose tile to give a rounded, finished appearance. **Note:** this tile is subject to wide shade variations.



BEL-DECO  
Beige



BEL-6BLEND  
Beige

**Tip:** the sophisticated Bellagio

tile is a naturally beautiful stone surface that can be used for a refined impression – on waterlines, BBQs or other backyard amenities.

To see how any of our tiles look installed, dive into our web site: [www.nptgonline.com](http://www.nptgonline.com)

*Note: The shade of tiles or stone may vary within any given color – an inherent quality that enhances their beauty. Visually check the actual shade before installation.*



# Marmore

3" x 3", 1" x 1", Deco 3" x 3" - 4 pcs = 1.0 sq. ft. nominal, 1" x 1" - 16pt = 1.0 sq. ft.



MR-390  
Beige



MR-391  
Rose



MR-393  
Gold



MR-392  
Brown



MR-394  
Blue



MRC-395  
Beige/Gold Deco



MRC-398  
Rose/Brown Deco



MRC-396  
Gold/Beige Deco



MRC-397  
Brown/Rose Deco



MRP-390  
Beige



MRP-391  
Rose



MRP-393  
Gold



MRP-392  
Brown



MRP-394  
Blue



# 3" x 3" Inca


1 sht. = 1.05 sq. ft.



Tile shown in photo above is Inca Blue.



INC33  
Sage



INC38  
Blue

**Note:** this tile is subject to wide shade variations.

**Tip:** when installing **Inca** tiles on surfaces that meet at outside right angles, you can select from four types of trim to give you a rounded, finished appearance.



Quarter Round Tiles



Bullnose Tiles

# 3" x 3" Europe

1 sht. = 1.05 sq. ft.



Tile shown in photo above is Europe EU38 Blue.



EU37  
Amber



EU38  
Blue

**Tip:** the **Europe** tiles are available in four types of trim to give you a rounded, finished appearance.



Quarter Round Tiles




Bullnose Tiles



To see how any of our tiles look installed, dive into our web site: [www.nptgonline.com](http://www.nptgonline.com)  
*Note: The shade of tiles or stone may vary within any given color – an inherent quality that enhances their beauty. Visually check the actual shade before installation.*

# Stargazer

6" x 6" 4 pct. = 1 sq. ft. nominal



STF695  
Caribbean Blue Field



ST95  
Caribbean Blue Pattern  
(not sold separately - includes both patterns)

# Island Breeze

6" x 6", 3" x 3", Deco IB = 1.08 sq. ft., IBF = 1.08 sq. ft.



Tiles shown in photo above are Island Breeze Electric Blue IBF32, and Electric Blue Deco IB32.



IB32  
Electric Blue Deco



IBF32  
Electric Blue 3x3



IBF632  
Electric Blue 6x6



# Mediterranean

1 sq ft = 1.0 sq. ft. 3" x 3"



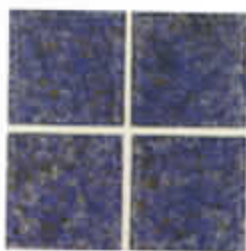
Tile shown in photo above is Mediterranean MDT180 Jade.



MDT120  
Lagoon Green



MDT150  
Sedona



SEOPF-5  
Pompeii Steel Blue



MDT180  
Jade

**Tip:** when installing **Mediterranean** tiles on surfaces that meet at outside right angles, you can select from four types of trim to give you a rounded, finished appearance. (except SEOPF-5)



Bullnose Tiles




Quarter Round  
Tiles

To see how any of our tiles look installed, dive into our web site: [www.nptgonline.com](http://www.nptgonline.com)

Note: The shade of tiles or stone may vary within any given color – an inherent quality that enhances their beauty. Visually check the actual shade before installation.

# India

Deco, 6" x 6" 4 pcs. = 1.0 sq. ft. nominal



Tile shown in photo above is India Sakura RX3043.



**Tip:**  
**India**

when installing tile on surfaces that meet at outside right angles, you can use a 3" x 12" bullnose tile to give a rounded, finished appearance.

**Note:** this tile is subject to wide shade variations.



RX3043  
Sakura



RX3044  
Dolphur



RX3129  
Peacock



RX3043ID  
Sakura Imola



RX3044ID  
Dolphur Imola



RX3129ID  
Peacock Imola





**Tip:** the Desert Rose tile is available with a 3" x 12" bullnose tile. **Note:** this tile is subject to wide shade variations.

4 pcs. = 1.0 sq. ft. nominal

Deco. 6" x 6"

# Desert Rose



Tiles shown in photo above are Desert Rose Sabbia Verde RX7504810 and Sabbia Nera Deco RX7502610.



RX7500310  
Sabbia Dorata



RX7502610  
Sabbia Nera



RX7504810  
Sabbia Verde



RX7506610  
Sabbia Rossa



RX7500310D  
Sabbia Dorata Deco



RX7502610D  
Sabbia Nera Deco



RX7504810D  
Sabbia Verde Deco



RX7506610D  
Sabbia Rossa Deco

To see how any of our tiles look installed, dive into our web site: [www.nptgonline.com](http://www.nptgonline.com)

Note: The shade of tiles or stone may vary within any given color - an inherent quality that enhances their beauty. Visually check the actual shade before installation.

# Mediterraneo <sup>2" x 2"</sup> 1 sq. ft. = 1.0 sq. ft.



Tile shown in photo above is Mediterraneo Aquamarina MD681.



MD681  
Aquamarina



MD684  
Rosso



MD683  
Nero



**Tip:** the Mediterraneo tile is available in 6" x 6" bullnose tile.





# Silverstone

4 pcs. = 1.0 sq. ft. nominal Deco, 6" x 6"



Tile shown in photo above is Silverstone Rust SVRRUST and Rust decorative tile SVRRUST-DECO.

**Tip:** the spectacular Silverstone tile has a natural stone surface texture with exciting, metallic silver highlights that create a brilliant energy.



SVRBLUE  
Ocean



SVRRUST  
Rust



SVRBLUE-DECO  
Ocean



SVRRUST-DECO  
Rust

**Tip:** the  Silverstone tile is

available in 3" x 12" bullnose tile to give a rounded, finished appearance.

**Note:** this tile has an extreme inherent color variation.



# Cana

6" x 6" 4 pcs. = 1.0 sq. ft. nominal



Tile shown in photo above is Cana Bone CANA-BONE.



CANA-BONE  
Bone



CANA-COTTA  
Cotta



CANA-OCEAN  
Ocean



**Tip:** when installing **Cana** tile on surfaces that meet at outside right angles, you can use a 3" x 12" bullnose tile to give a rounded, finished appearance.

**Tip:** the versatile **Cana** tile is a richly colored natural textured tile that can add a stylish refinement to any pool, spa and backyard decor.

# Ferrara

6" x 6", Imola 4 pcs. = 1.0 sq. ft. nominal



Tiles shown in photo above are Ferrara Gold FRP-GOLD and Gold Imola FRP-GOLD Imola.



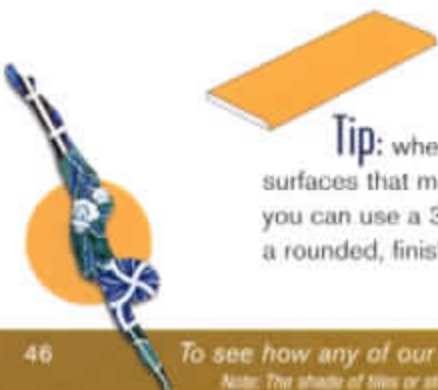
FRP-BONE  
Bone



FRP-GOLD  
Gold



FRP-OCEAN  
Ocean



**Tip:** when installing **Ferrara** tile on surfaces that meet at outside right angles, you can use a 3" x 12" bullnose tile to give a rounded, finished appearance.



FRP-GOLD Imola  
Gold



FRP-OCEAN Imola  
Ocean





Bullnose Tiles

**Tip:** the **Dakota** tiles are available with surface bullnose and down angle trims to give you a rounded, finished appearance.

3" x 3": 1 sq. ft. = 1.05 sq. ft. Border DKB = 1 sq. ft. = 0.988 sq. ft.

3" x 3", Border

# Dakota



Tile shown in photo above is Dakota Rushmore Blue DKB356.




DK350  
Blueberry



DK354  
Rustic Brick



DK355  
Wheat



DK356  
Rushmore Blue



DKB350  
Blueberry



DKB354  
Rustic Brick



DKB355  
Wheat



DKB356  
Rushmore Blue

# Botanical

1 sht. = 1.07 sq. ft.



Tile shown in photo above is Botanical Lake Blue BUE44.



BUE44  
Lake Blue



BUE22  
Sky Blue



BUE37  
Teal



BUE40  
Navy Blue

# Riptide

4 pcs. = 0.96 sq. ft. nominal



Tile shown in photo above is Riptide Blue / Sage RT3833.




RT3833  
Blue / Sage

# Luciana

LC 1 sht. = 1.15 sq. ft.



Tiles shown in photo above are Luciana Electric Blue LC-4141 and Mini Koyn Raised White TK400.



LC-2440S  
Terra



LC-4141  
Electric Blue





1 sht. = 1.05 sq. ft. 3" x 3"

# Star Dust

**Tip:** Star Dust is available with four types of trim.

**Note:** these are limited stock items. Please check your local showroom for availability.



SD381  
Desert Shadows



SD383  
Twilight



1 sht. = 1.08 sq. ft. 3" x 3"

# Mystique

**Tip:** Mystique is available with surface bullnose and down angle trims.

**Note:** these are limited stock items. Please check your local showroom for availability.



MY760  
Twilight Mist

4 pcs. = 1.0 sq. ft. 3" x 3"

# Kaleidoscope

**Note:** these are limited stock items. Please check your local showroom for availability.



KL345 Rose



To see how any of our tiles look installed, dive into our web site: [www.nptgonline.com](http://www.nptgonline.com)

Note: The shade of blue or stone may vary within any given color – an inherent quality that enhances their beauty. Visually check the actual shade before installation.

# Seven Seas 6" x 6" 4 pcs. = 1.0 sq. ft. nominal



*Tile shown in photo above is Seven Seas Mediterranean Blue PA32.*



PA32  
Mediterranean Blue



PA95  
Pacific Blue



PA41  
Lake Blue



**Tip:** **Tip:** when installing **Seven Seas** tile on surfaces that meet at outside right angles, you can use a 3" x 12" bullnose tile to give a rounded, finished appearance.

# Nautica Series 6" x 6" 4 pcs. = 1.0 sq. ft. nominal



*Tiles shown in photo above are Nautica Aqua Dolphin Family M6845, Aqua/Cobalt Field M6842, and 6"x6" Solid Light Blue M6761.*



M6782  
Cobalt Wave



M6779  
Cobalt Rope



M6845  
Aqua Dolphin Family



M6842  
Aqua/Cobalt Field

**Tip:** the **Nautica Series** is a maritime set of 6"x6" tiles that are unique and create quite an impact for your pool / spa decor. Each has a dynamic pattern designed to create a continuous flow of movement and contrast. Perfect for a waterline tile, this energetic assortment of seafaring decor can light up any pool or spa.



# 2" x 2" Tiles

BX: 1 sht. = 1.07 sq. ft. HM: 1 sht. = 1.088 sq. ft.



Tile shown in photo above is 2" x 2" Electric Blue HM220.



BX44  
Lake Blue



BX250  
Cobalt



HM206  
Cobalt Blue



HM220  
Electric Blue

To see how any of our tiles look installed, dive into our web site: [www.nptgonline.com](http://www.nptgonline.com)  
Note: The shade of tiles or stone may vary within a given color – an inherent quality that enhances their beauty. Visually check the actual shade before installation.



# Mini Koyn 1"x1"

Note: TK stone size = 1"


TK: 1 sq. ft. = 1.1 sq. ft., PL: 1 sq. ft. = 1.12 sq. ft. x 1"



Tiles shown in photo above are Mini Koyn Marbleized Royal Blue TK105.



MK / TK400  
Raised White



PL100  
Pearlescent




MK / TK105  
Marbleized Royal Blue




MK / TK255  
Caribbean Blue




MK / TK262  
Sky Blue




MK / TK1344  
Lake Blue




MK / TK560  
Royal Blue



MK1150 / TK150  
Cobalt



MK / TK1331  
Olive Blue



MK / TK1341  
Pacific Blue



**Note:** Additional colors offered with limited stock. Please check your local showroom for availability.



4 pcs. = 1.0 sq. ft. nominal

# 6" x 6" Solids



Tile shown in photo above are 6" x 6" Navy Blue K646.



**Tip:** the Solid tile is available in a 6" x 6" bullnose tile. (except GRXPT61-2)



M6762  
White



K694  
Aqua



M6761  
Light Blue



GRXPT61-2  
Evergreen



M6764  
Cobalt



K646  
Navy Blue



K667  
Matte Black




M6765  
Black

# 1" x 1", 2" x 2" Unglazed


1 sht. = 2.0 sq. ft.



Tiles shown in photo above are Unglazed 1" x 1" Raven Black AOA341x1 with 6" x 6" Matte Black K667.



AOA931x1  
Saxon Blue



AOA341x1  
Raven Black



AOA932x2  
Saxon Blue




AOA342x2  
Raven Black

# Durango Stone

Natural stone products with wide color variation and some thickness variation

Travertine Stone, Coping & Pavers



Deck/coping stone shown in photo above left is Durango Veracruz Tumbled Deck/coping shown above right is Veracruz Tumbled.



**Tip:** the Durango

Tumbled can be used as a sand set paver and coping also.

Durango is available in a number of trims and coping for finishing your decking/pool area:

**COPING (SBN or Square Edge):**  
4x12, 12x12, 12x24

**TRIM PIECE:** 3x6 Veracruz & Noche

**FLOORING:** 6x6, 8x8, 12x12, 16x16

**SAND SET PAVERS:** 6x6, 6x12, 12x12

*(Sand Set Pavers available in Veracruz and Noche only)*



Noche Honed Coping and pavers



Dorado Honed Coping and pavers



Veracruz Honed Coping and pavers



Noche Tumbled Coping and pavers



Dorado Tumbled Coping and pavers



Veracruz Tumbled Coping and pavers


**Tip:** by sealing this stone you can enhance the natural color and end up with a more vibrant and rich overall tone.



# Bricks/Brick Coping



Brick and Tile shown in photo above are Sunset Red Brick Coping and Akron Field Royal Blue KAK305



## Traditional Bullnose



## Safety Grip Bullnose



## Brick Pavers



**NPTG** carries one of the largest selections of **Brick Coping** available anywhere. Please contact your local office for more information and a free color brochure!



**Safety Grip Bullnose**  
also available!



To see how any of our tiles look installed, dive into our web site: [www.nptgonline.com](http://www.nptgonline.com)

Note: The shade of tiles or stone may vary within any given color - an inherent quality that enhances their beauty. Visually check the actual shade before installation.

# Artistic Pavers

Interlocking Paver and Coping System



*Paver shown in photo above is Artistic Pavers Shelllock Beach, above right is Corallock Ivory.*



Corallock Buff



Corallock Ivory



Old World Shelllock



Shelllock Beach



Shelllock Buff



Shelllock Ivory



Stonelock Sandstone



Stonelock Graystone



Tumblelock Noche


**Tip:** the refined **Artistic Pavers** line is a beautiful way to add an organic, natural look to your landscape and decor. Perfect for poolside decking and coping, Artistic Pavers can also be used for architectural and decorative uses such as fountains, raised walls, benches, planters and other outdoor amenities.

**Note:** this tile is subject to wide shade variations.

**Pavers available in: 4x8, 12x12, 16x16, 24x24**

**Note:** Some colors and sizes may be stocked regionally, check your local showroom for availability.





Paver shown in photo above is Stoneclock Sandstone, above left is Tumblelock Noche.

Sherlock Ivory

Sherlock Beach

Coralock Ivory

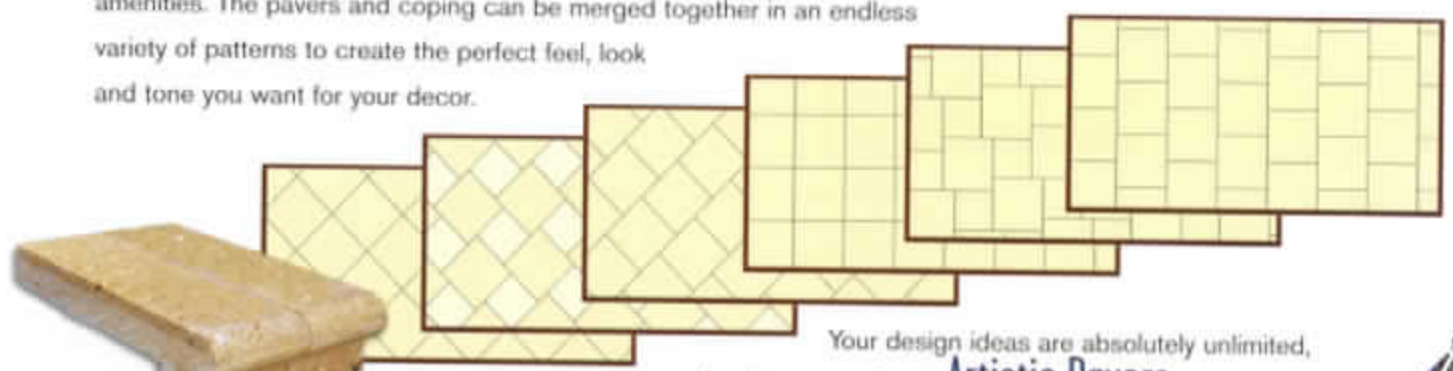
Tumblelock Noche

Stoneclock Sandstone

Old World Shellock

**Tip:** the versatile **Artistic Pavers** series is created to be a complete and cohesive system to landscape your pool, spa, deck and other outdoor amenities. The pavers and coping can be merged together in an endless variety of patterns to create the perfect feel, look and tone you want for your decor.

All Coping colors available in: 4x8, 4x12, 4x16, 12x12, 16x16, 12x24, 24x24



Also available in **Retro Coping!**

Your design ideas are absolutely unlimited, only a few examples of **Artistic Pavers** products and design patterns are shown. Please ask for a brochure, or ask your NPT representative for more information!



# Artistic Pavers

Interlocking Paver and Coping System



*Pavers shown in the photo above are Shellock Desert Series Beige.*

**New Series!**

## Shellock® Desert Series



Cappuccino



Cool White



Sand



Beige



*Roadlock Pavers shown in the photo above are 8x8 and 12x12 Artistic Pavers Shellock Cappuccino and Desert Series Sand.*

## Roadlock Pavers

For Vehicular/driveway applications

Available in: 8"x8", 8"x12" and 12"x12" in all styles of decking products except Coralock.



**Tip:** Designed to save you time and money, **Artistic Pavers** pre-cut spa coping will give a custom look without the hassle of cutting every piece. With four different pieces to choose from, you get a perfect angle on each piece.



### Pre-Cut Spa Coping

For a 7' diameter spa



4"x12" Double Sided Bullnose



4"x12" Single Sided Bullnose



4"x8" Single Sided Bullnose



4"x16" Double Sided Bullnose



### Renovation Coping


- Installs directly on top of your existing coping or overpour material

- A complete new, renovated look without the mess or the headache of removing concrete

Renovation coping available in:  
4"x12" with 3", 4" and 5" extension. Available in all styles of decking products.



# Quartzite Coping & Decking



*Tile shown in photo above is Quartzite Mesh Decking, Quartzite Coping and STXLCHECKERS2X2, photo at right is Quartzite Mesh Decking.*




**4" x 12" & 12" x 12" Coping**  
Wide shade and texture variations.

**Tip:** the exciting Quartzite Tile, Coping and Decking series is a complete and coordinated pool and landscaping line. Select from 3 natural stone mosaic tiles to make a captivating splash on your pool's waterline, surrounded by a stone coping border, and finished off with a matching, mosaic decking stone.



Mesh decking = approx. 6.3 sq. ft. per netted sheet  
Note: Natural stone products with wide color variation and some thickness variation. As with raw stone products, imperfections, cracking and fissures are a natural characteristic of this product. Wide shade and texture variation, please inspect actual stone before installation.

## 4"x12", 12"x12" Coping, Mosaic Tile, Interlocking Mesh-Mounted Decking



Tile shown in photo above is Quartzite Mesh Decking.



STXLPINWHEEL  
Pinwheel Mosaic  
1 sht. = 1.0 sq. ft.



STXLCHECKERS2X2  
Verde 2x2  
1 sht. = 1.0 sq. ft.



### Interlocking Mesh-Mounted Decking 6.3 sq. ft. per netted sheet

Easily fits together for a random, natural look.  
Wide shade and texture variations.

STXL004FIELD  
Quartz Random Field  
1 panel = 6.3 sq. ft.



**Tip:** by sealing this stone you can enhance the natural color and end up with a more vibrant and rich overall tone.

To see how any of our tiles look installed, dive into our web site: [www.nptgonline.com](http://www.nptgonline.com)

Note: The shade of tiles or stone may vary within any given color - an inherent quality that enhances their beauty. Visually check the actual shade before installation.

# Travertine

Decking, Pavers



Decking shown in photo above is Ivory Tumbled and StoneScapes Tahoe Blue aggregate finish.



TRT-NFRENCH  
Noche  
Tumbled French pattern



Roman Pattern in Ivory  
using TRT-11212,  
TRT-1612 & TRT-166

## Tip: the Travertine

line is available in a naturally softened, tumbled edge coping, or bullnose coping for finishing your decking/pool area:

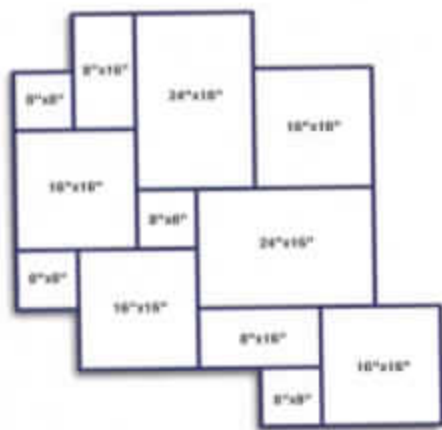
PAVER / COPING (Tumbled Square Edge):

6x6, 6x12, 12x12, 12x24

COPING (Bullnose):

2x12x12", 2x12x24"

*[\*Note: this is a limited stock item, please check your local branch for availability]*



French Pattern, sold in sets.  
French Pattern - 1 set = 12 pieces = 16 sq. ft.

**Tip:** Travertine that was formed over 50 million years ago, the **Travertine** line is a sand-set paver (eliminates concrete base) that is perfect for virtually all landscape designs. A natural insulator, it stays cool to the feet. Pavers and coping are both 3cm thick, frost resistant and extremely strong (5000psi).

**Note:** this tile is subject to wide shade variations.



# Ledger Stone

1 sq ft = 1.33 sq ft Interlocking wall & surface stone



Tile and stone shown in photo above is Raku RUCOBALT Cobalt, Ledger Stone STLSFCL Classic and Travertine TRTIFRENCH Ivory decking and coping.

## Interlocking stone surface & corners!

Irregular stacked surface with wide color and thickness variation fits together easily for a naturally random appearance. A simple and sophisticated way to add a complete, coordinated look to your backyard entertainment environment!



STLSFBA  
Bark



STLSFCL  
Classic



STLSFSF  
Slate



STLSFRU  
Rust



To see how any of our tiles look installed, dive into our web site: [www.nptgonline.com](http://www.nptgonline.com)

Note: The shade of tiles or stone may vary within any given color – an inherent quality that enhances their beauty. Visually check the actual shade before installation.



# StoneScapes™ Pebble Pool Finish



Finish shown in photo above is StoneScapes Tahoe Blue.

## Regular Pebble and Mini Pebble available in all colors



French Gray



Irish Mist



Jade



Mauve



Midnight Blue



Aqua Blue



Aqua Cool



Aqua White



Black




Caribbean Blue



Emerald






Finish shown in photo above is StoneScapes Sand and to the left is StoneScapes Black.



Salt & Pepper



Sand



Tahoe Blue



Tropics Blue



White

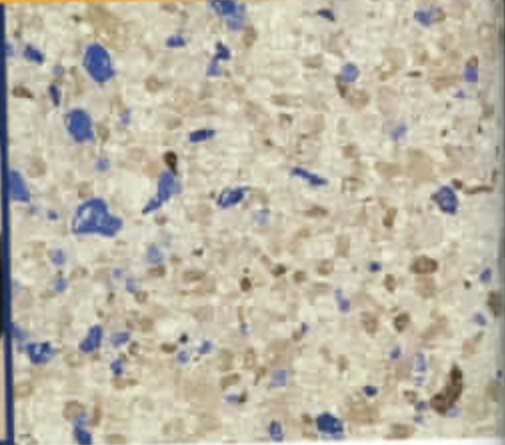
Give your pool or spa the naturally beautiful look of a pebble-bottomed stream with **StoneScapes™**. An inviting selection of colors and textures gives you the opportunity to express your unique style. StoneScapes combines artistry with durability and comfort to create a perfect finish for new pools and spas or refinishing existing pools, BBQ Islands or other outdoor amenities.



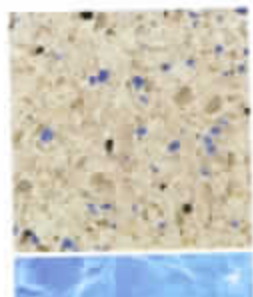
**Note:** All simulated water colors are approximated. Many elements can create shifts in the final color – from sunlight and shading, to the time of day, to the mineral content in the water which changes from region to region. For more information, ask your pool contractor to help determine your final color and results.



# QuartzScapes® Quartz Pool Finish



Finish shown in photo above is QuartzScapes Midnight Blue.



Blue



French Gray



Ivory



Marlin Blue



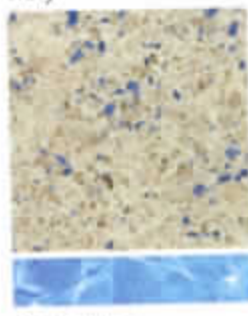
Midnight Blue



Mohave Beige



Onyx



Super Blue

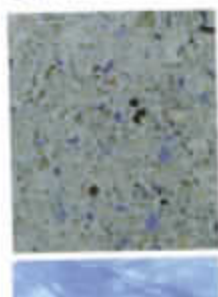


Tahoe Blue



Verde

## Caribbean Series



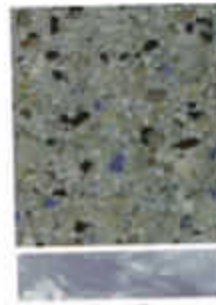
Aruba Sky



Barbados Blue



Curacao Night



Grenadine Gray



Montego Bay



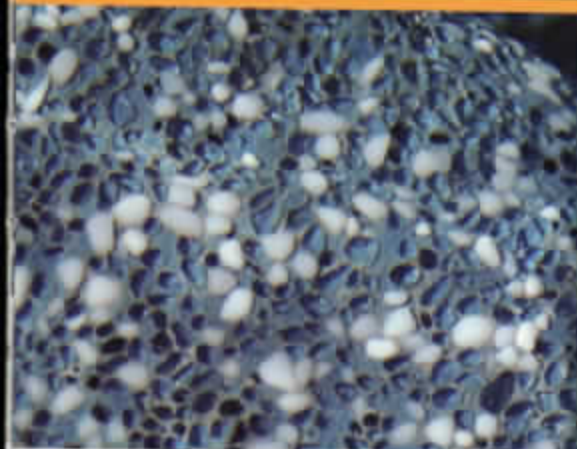
St. Martin Shade

A premium blend of crushed quartz, white cement and color tints, QuartzScapes merges beauty and strength for an incomparable finish that will last. One of the world's strongest minerals, our quartz finishes create reliable beauty that will last for years.

**QuartzScapes®**  
Formulated Surface Systems




# Glass Bead Pool Finish **Beadcrete**



*Finish shown in photo above is Beadcrete Aqua Marine.*



Aqua Marine




Aqua Splash



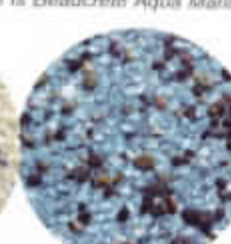
Black Splash



Black



Blue Mist




Caribbean




Hawaiian



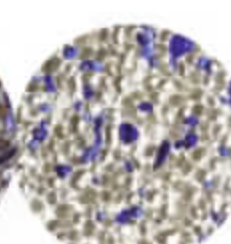
Laguna



Majestic




Pacific



Sapphire



Sea Side



Shadow




Shark Skin



Tahitian



Traditional



Water Blue



White

**Beadcrete**<sup>USA</sup>  
The Smoother Alternative to Pebble

Beadcrete is a beautiful pool finish created with glass beads that look dazzling under both natural and artificial lights.





# Water Features



**NPT – your source for environment design & building products!**

NPT offers the largest selection of tile, stone, decking, BBQs and pool finishes, along with all the accessories and design elements you need to finish off your dream design! From sheer descents and water features, to hand holds, ponds, lighting and tools, NPT can supply whatever you are looking for!



# NO DIVING FT 123 1/2 2.6 Accessories



**Depth Markers:** NPT carries a complete line of markers for commercial and residential use. If you have a specific need, feel free to ask any NPT representative.

## Custom Printed Tile:

NPT has the unique ability to transfer art, graphics, logos or any other designs imaginable to tile. Ask for more information!



## Hand holds, gutter caps:

All the finishing touches for your pool-design and building needs.



# Custom Mosaics

With one of the largest selections of Mosaics available anywhere, you are sure to find just the right accent for your pool or spa. **Only a few samples are shown here, for more information, please ask for a brochure!**  
*Note: Mosaics sold piece by piece. Mosaics pictured are not to scale.*





**Note:** Many of these exquisite mosaics are offered with a shadow for a realistic effect. **For more information, please ask for a free brochure!**



**Red Starfish**  
3 colors to choose from  
7"x7"  
13"x13"

**Orange Starfish**  
7"x7"  
13"x13"

**Blue Crab**  
12"x6"

**Blue Starfish**  
2 colors to choose from  
7"x7"  
13"x13"

**Orca A**  
22"x14"  
36"x25"

**Fish**  
7 colors to choose from  
4"x2"

**Soft Fish**  
40"x40"

**Orca B**  
22"x12"  
36"x21"

**Red Crab**  
7"x6"  
12"x9"

**Shark**  
27"x24"  
41"x20"

**Cosmo Dolphin B**  
33"x11"  
52"x15"  
84"x25"

**Clown Fish**  
9"x10"

**Starfish**  
7 colors to choose from  
5"x5"

**Flying Fish A**  
12"x7"

**Red Angel**  
18"x15"

**Green Sea Turtle**  
3'x5', 10'x10"  
18'x16", 24'x21"  
36'x26"

**Single Seahorse**  
12"x4"  
18"x6"

**Turtle Sideview**  
18"x14"  
24"x19"  
36"x24"

**Bikini**  
(3 to choose from)  
27"x33" ea.

**Zipper Hat (Pair)**  
4'x9" ea.

**Beach Ball**  
6'x6"  
8'x8"  
12'x12"

**Blue Dolphin B**  
27'x10"  
41'x15"  
60'x20"

**Seahorse Group**  
22'x22"

**Brown Crab**  
7'x6"  
12'x9"

**Swimtrunks**  
2 colors to choose from  
22'x16"

**Green Sea Turtle**  
3'x5', 10'x10"  
18'x16", 24'x21"  
36'x26"

**Dolphin Group of 4 pieces**  
also available

To see how any of our tiles look installed, dive into our web site: [www.nptgonline.com](http://www.nptgonline.com)

Note: The shade of tiles or stone may vary within any given color – an inherent quality that enhances their beauty. Visually check the actual shade before installation.



# Piece by Piece Mosaics

Pacific Gecko, Turquoise Gecko  
7"x4" (available 7", 12" and 24")




Curious Dolphin  
with bubbles  
21"x15"



Lochm  
9"x4"



Blue Tang Fish



Curious Dolphin  
with bubbles  
16"x10"



Curious Dolphin  
with bubbles  
32"x10"



Curious Dolphin  
with bubbles  
13"x9"



Curious Dolphin  
with bubbles  
18"x12"

Turtle  
21"x10"



Turtle  
12"x10"

With one of the largest selections of **Mosaics** available anywhere, you are sure to find just the right accent for your pool or spa. **Only a few samples are shown here, for more information, please ask for a free brochure!** Note: Mosaics sold piece by piece. Mosaics pictured are not to scale.

Jumping Dolphin with  
Shadows 45"  
bubbles included



Leaping Dolphin with  
Shadows 40"  
bubbles included

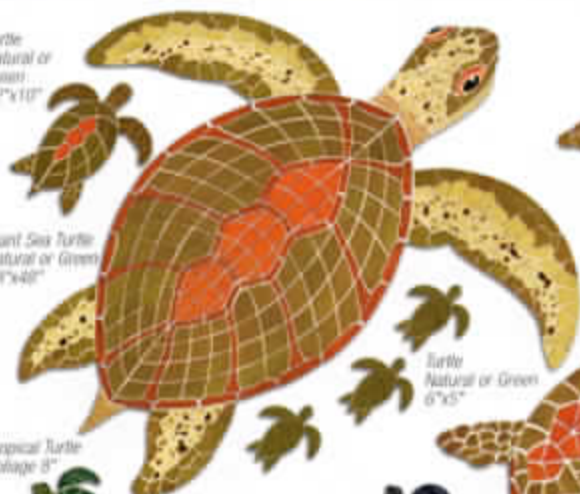
Jumping Dolphin with  
Shadows 40"  
bubbles included



Flower  
7"

Lily Pad  
10"x8"

Turtle  
Natural or  
Green  
12"x10"



Giant Sea Turtle  
Natural or Green  
48"x40"

Turtle  
Natural or Green  
6"x5"



Turtle  
Natural or Green  
21"x19"

Sleeping Dolphin with  
Shadows 45"  
bubbles included



Frog  
10"

Sleeping Dolphin with  
Shadows 45"  
bubbles included

Tropical Turtle  
Foliage 8"



Tropical Turtle  
Pacific Blue 8"



Tropical Turtle  
Green 6"



Sea Turtle  
Natural or Green  
30"x23"



Jumping Dolphin  
35"x27"  
bubbles included



Angel Fish  
5"x7"



Swimming Dolphin  
43"x20" bubbles included

Zebra Angel Fish



Tropical Turtle  
Hot Lava 6"



Tropical Turtle  
Bubble Gum 6"



Tropical Turtle  
Lemon Lime 6"



4 Strand Sea Grass 30"x17"  
(bubbles not included)



Sea Anemone  
14"x8"

Blue Crab  
9"x6" large



Blue Crab  
small



Sea Horse  
12"x5"



Sea Horse  
18"x5"



Sea Horse  
12"x5"

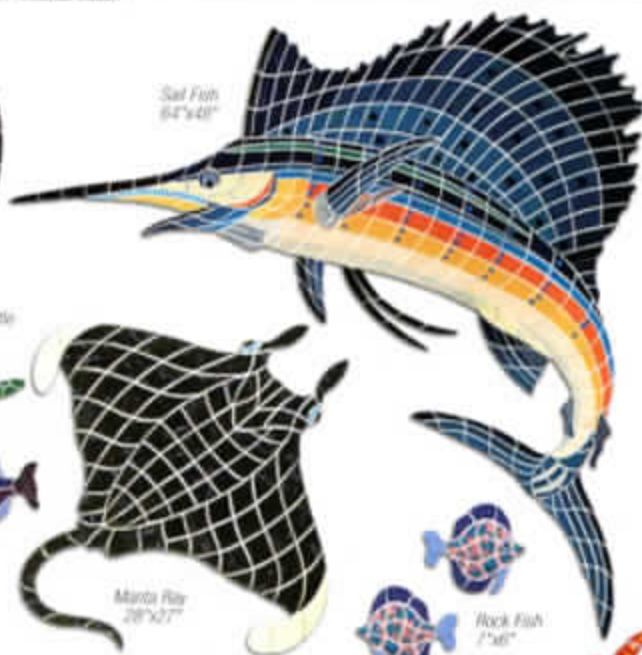


**Note:** Some of these amazing mosaics are offered with a shadow for a realistic effect. For more information, please ask for a free brochure!



Queen Angelfish  
28"x17"

Purfish  
28" (inside) x 31" (outside)  
Place other mosaics inside!



Sail Fish  
64"x48"



Top View Dolphin  
48" (bubbles included)

3-Color Beach Ball  
Available 10" or 15"

Top View Dolphin  
48" (bubbles included)

Turtle  
6"x9"

Island Turtle  
27"x10"

Happy Fish  
7"x6"

Manta Ray  
28"x27"

Rock Fish  
7"x6"

Leaping Dolphin with  
Shadow 48"  
(bubbles included)



Butterfly Fish



Gecko  
24"x12"  
(available 7",  
12" and 24")

Hit Lava Gecko  
7"x4"  
(available 7",  
12" and 24")

Starfish  
(available 5", 7" and 9")



Orca and Newborn  
47"x29"



Sunshine Dolphin  
22"x21"

Gecko 12"x12"  
(available 7",  
12" and 24")



Aqua Puff Fish



Shooter  
Fish  
7"x6"



Clown Fish  
8"



Octopus  
28"x20"



Caviotti Fish



Green Crab  
9"x6" large

Green Crab  
small



Fish Group  
44"x27"



Basslet Fish



Clown Fish



Nautical Shell



Happy Fish  
7"x6"



Fisher Tule Shell  
12"x5"



Lister Conch Shell  
12"x5"



Fighting Conch  
10"x6"

To see how any of our tiles look installed, dive into our web site: [www.nptgonline.com](http://www.nptgonline.com)

Note: The shade of tiles or stone may vary within any given color – an inherent quality that enhances their beauty. Visually check the actual shade before installation.



# Bull BBQ



## Eureka Bay BBQ Island

1340 lbs, shown with Genoa Tile counter and Aztec Rock base.

- Brahma 5 burner 38" Grill
- AM/FM CD Player
- Stainless Steel Side Burner
- Stainless Steel Double Door
- Stainless Steel Refrigerator

## Charleston BBQ Island

1177 lbs, shown with Messina Granite Tile counter and Rock Stucco base.

- Angus 4 burner 30" Grill
- Stainless Steel Side Burner
- Stainless Steel Double Door
- Stainless Steel Refrigerator



## Newport BBQ Island

1137 lbs, shown with Maggiore Tile counter and Kentucky ledger stone base.

- Angus 4 burner 30" Grill
- Stainless Steel Side Burner
- Stainless Steel Double Door
- Stainless Steel Refrigerator

## New Orleans BBQ Island

1250 lbs, shown with Messina Granite Tile counter and Rock Stucco base.

- Angus 4 burner 30" Grill
- Two-section "L" shaped unit
- Stainless Steel Double Door
- Stainless Steel Refrigerator



All grill islands include GFCI & grill cover.



### Brahma Grill

#57568 (LP)  
#57569 (NG)

- 38" 5 burner grill with rotisserie
- 5 cast stainless bar burners
- 304 stainless 16 gauge construction
- Infrared rotisserie burner
- 90,000 BTUs of cooking power
- Single piece welded double-walled hood
- Piezo Igniters on each valve
- Twin lighting system



### Angus Grill

#47628 (LP)  
#47629 (NG)

- 30" 4 burner grill with rotisserie
- 4 cast stainless bar burners
- 304 stainless 16 gauge construction
- Infrared rotisserie burner
- 75,000 BTUs of cooking power
- Single piece welded double-walled hood
- Piezo Igniters on each valve
- Twin lighting system



Stainless Steel Double Side Burner  
60088 (LP) 60099 (NG)



Stainless Steel Single Side Burner  
6000-8 (LP) 6000-9 (NG)



Stainless Steel 30" Bar  
Caddy 97623



Stainless Steel  
Refrigerator



Stainless Steel Paper  
Towel Door P73624



Stainless Steel  
Ice Chest 00002



Stainless Steel Warming  
Drawer W35672



Stainless Steel Double  
Door D33568



Stainless Steel  
Vertical Door 89970



Stainless Steel Horizontal  
Door 89975



Stainless Steel Double  
Drawer D56985  
Single Drawer 9970



Stainless Steel Gas Tank/  
Trash Door G55712



Stainless Steel Door Drawer  
Combo D25876



Stainless Steel Gas Tank/Door  
Combo D65784



**npt**



**SUPERIOR**  
POOL PRODUCTS LLC

[www.nptgonline.com](http://www.nptgonline.com)

To locate a sales center near you call **1-888-GRO-POOL**

**SCP**

SCP Distributors LLC

Your dealer/builder/contractor is an independent business person and not an agent of SCP Distributors LLC or Superior Pool Products LLC or any of their subsidiaries. Neither SCP Distributors LLC, Superior Pool Products LLC nor any of their subsidiaries accept any responsibility for any representations, statements or contracts made by any Dealer/Builder/Contractor. The products featured in this brochure are produced by several manufacturers who stand behind their products as stated in their respective written warranties in conformance with industry standards. Neither SCP Distributors LLC, Superior Pool Products LLC nor any of their subsidiaries make any additional warranties or accept any responsibility beyond the scope of such written warranties. Color samples shown are representations of the actual product and are for identification purposes only. Because colors may vary, there is no guarantee that the actual color will be an exact match to the image shown. Always check products for proper color and size prior to installation. Use constitutes acceptance. Warranty claims cannot be considered once products are used or installed. Please consult the manufacturers' terms and conditions of sale for important product information and complete warranty details. Manufacturers reserve the right to change product selections and/or make product modifications. All products may not be available in all areas.