

HORIZON H-18 Cream/Brown

swimming pool and spa tiles

COZAD & O'HARA CO.
TILE DISTRIBUTORS
2842 MIRALOMA AVE.
ANAHEIM, CA. 92806
(714) 630-2216

LittleTileInc.com

*Universal Tile
Company*

swimming pool and spa tile specialists


SUNBURST SERIES



PDT-2 RUSTICA



PDT-5 ANTIQUE CARAMEL



PDT-1 EL SOL



PDT-23 AZTECA

3" x 3" mounted on webbing
12" x 12", 20 sq ft. (40 linear ft.)
per case.

add
custom
elegance
to your pool.

STARFIRE SERIES



SF-83 BROWN/RED



SF-65 BLUE/RED



SF-69S GOLD/BLUE



SF-18 BLUE/BROWN



SF-63 BROWN/WHITE




SF-124 RED/BLUE

VICTORIAN



V-20 RED/PEARL



V-10 CREAM/EARTHTONE


Starfire, Victorian and Horizon

3" x 3", mounted on webbing,
12" x 12" - 20 sq ft. (40 linear ft.)
per case.


*Variations in shade are inherent in ceramic tile

FLORENTINE SERIES


20 sheets per case
23 sq. ft. (46 linear ft.)
(1 sheet=1.15 sq. ft.)



F-118 BLUE/WHITE



F-105 RED/WHITE



F-100 BROWN/WHITE




F-104 WHITE/RED

SERIES



H-18 CREAM/BROWN



HORIZON SERIES

Series



H-532 CARAMEL BLUE

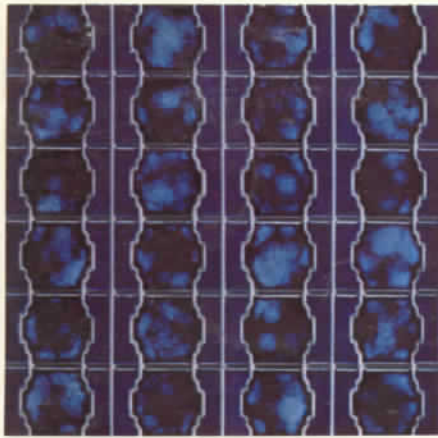


H-353 ROYAL BLUE/WHITE



H-266 GOLD/RUST

RAINBOW



RB-9 ROYAL BLUE

Mounted on webbing 12"x 12",
30 sq. ft. (60 linear ft.) per case.



RB-8 ANTIQUE BROWN

RB-12 AZTEC RED




RB-7 TERRA BLUE

RB-18 BUTTERSCOTCH



RB-10 LAVENDER

REGAL



RG-71 EARTH-TONE



RG-73 SIENNA RED

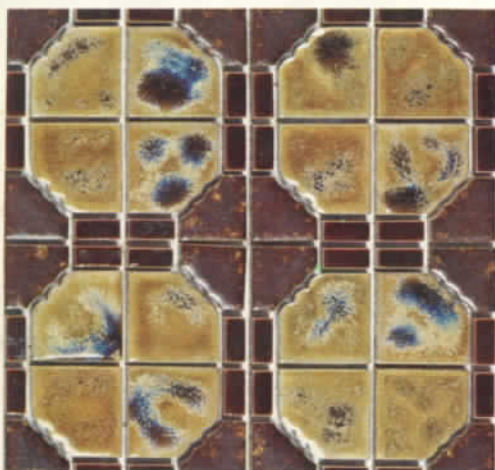


RG-77 TERRA BLUE

Mounted on webbing
12" x 12",
30 sq. ft.
(60 linear ft.)
per case.

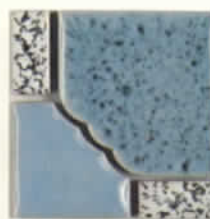


MOONGLOW



M-5819 ANTIQUE EARTHTONE

Mounted on webbing 12"x 12",
30 sq ft. (60 linear ft.) per case.



M-5967G BLUE/GOLD




M-5966 TERRA BLUE



M-5841 ROYAL BLUE

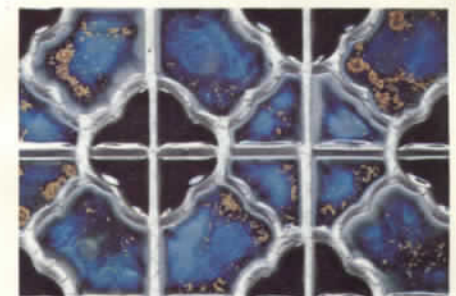
MAXIE



12" x 12" sheet, 30 sq. ft.
(60 linear ft.) per case.


K-1 MARINE ROYAL BLUE

SUNSHINE



No. 9 TERRA BLUE
30 sheets, 31.2 sq ft. per case.

MOSAIC



U-71 MARINE ROYAL BLUE
1 3/8" x 1 3/8", mesh backed
sheets, 12" x 12", 30 sq ft. per case.

Universal Tile Company

6726 RESEDA BOULEVARD, RESEDA, CA 91335 / PHONE (213) 881-4434



CHANTILLY - CHA-105 RED

SWIMMING POOL AND SPA TILES

"FROSTPROOF"


DISTRIBUTED BY
COZAD & O'HARA CO.
TILE DISTRIBUTORS
2840 MIRALOMA AVE.
ANAHEIM, CA 92806
(714) 630-2216

*Universal Tile
Company*

SWIMMING POOL AND SPA TILE SPECIALISTS

CHANTILLY SERIES


3" x 3" , mounted on webbing
 1 Sheet = 1.06 Sq. Ft.
 20 Sheets = 21.2 Sq. Ft. per Case
 42 Lin. Ft. per Case



CHA-120 BLUE with WHITE FLOWERS



CHA-100 BROWN with BLUE FLOWERS



CHA-110 WHITE with BLUE FLOWERS



CHA-105 RED with WHITE FLOWERS



F-118 BLUE/WHITE

MIRAGE SERIES

1 Sheet = 1 Sq. Ft.
 20 Sheets = 20 Sq. Ft. per Case
 40 Lin. Ft. per Case



M-20 BROWN



M-30 BLUE



M-60 RED

STARFIRE SERIES

3" x 3" , mounted on webbing 12" x 12" 20 Sheets = 21.2 Sq. Ft. per Case
 1 Sheet = 1.06 Sq. Ft. 42 Lin. Ft. per Case



SF-83 BROWN/RED



SF-65 BLUE/RED



SF-18 BLUE/BROWN



SF-63 BROWN/WHITE

DIAMOND SERIES

Mounted on webbing approx. 12" x 12" 20 Sheets = 22.6 Sq. Ft.
 (45 Linear Ft.) per Case



D-5 BLUE/WHITE



D-28 DESERT TAN



D-2 REDDISH BROWN

FLORENTINE SERIES

1 Sheet = 1.15 Sq. Ft.
20 Sheets per Case
23 Sq. Ft. (46 Linear Ft.)




F-118 BLUE/WHITE



F-105 RED/WHITE



F-100 BROWN/WHITE



F-104 WHITE/RED

TE




* VARIATIONS IN SHADE ARE INHERENT IN CERAMIC TILES.

VICTORIAN SERIES

3" x 3", mounted on webbing 12" x 12" 20 Sheets = 21.2 Sq. Ft. per Case
1 Sheet = 1.06 Sq. Ft. 42 Lin. Ft. per Case




V-20 RED/PEARL



V-10 CREAM/EARTHTONE

HORIZON SERIES

3" x 3", mounted on webbing 12" x 12" 20 Sheets = 21.2 Sq. Ft. per Case
1 Sheet = 1.06 Sq. Ft. 42 Lin. Ft. per Case



H-18 CREAM/BROWN



H-353 ROYAL BLUE/WHITE



MAXIE


Mounted on webbing 12"x12", 30 Sq. Ft. (60 Linear Ft.) per Case



K-1 MARINE ROYAL BLUE

1 3/8" x 1 3/8" Mesh Backed Sheets, 12" x 12", 30 Sq. Ft. (60 Linear Ft.) per Case

MOSAIC



U-71 MARINE ROYAL BLUE

REGAL



RG-71 EARTHTONE



RG-73 SIENNA RED



RG-TERRA BLUE

Mounted on webbing 12"x12", 30 Sq. Ft. (60 Linear Ft.) per Case

RAINBOW SERIES



RB-9 ROYAL BLUE



RB-18 BUTTERSCOTCH



RB-7 TERRA BLUE



RB-12 AZTEC RED



RB-10 LAVENDER



RB-8 ANTIQUE BROWN

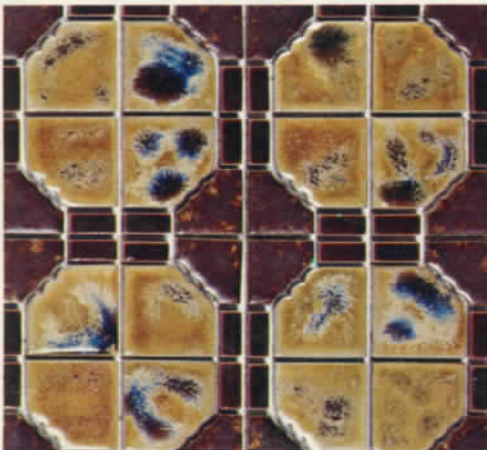
Mounted on webbing approx. 12"x12". 30 Sq. Ft. (60 Linear Ft.) per Case



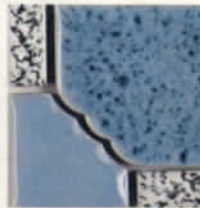
DIAMOND D-5 BLUE/WHITE (SEE PAGE 2)

MOONGLOW SERIES

12"x12" Sheet, 30 Sq. Ft. (60 Linear Ft.) per Case




M-5819 ANTIQUE EARTHTONE



M-5967G BLUE/GOLD FLECK



M-5966 TERRA BLUE



M-5841 ROYAL BLUE

GLAZED 6" x 6"

FROSTPROOF TILE



Color 630 - Medium Blue
Packing - 56 Pcs. = 14 Sq. Ft. per Case
Also: 6" x 6" Surface Bullnose Available

VARIATIONS IN SHADE ARE INHERENT IN ALL CERAMIC PRODUCTS

Universal Tile Company

6726 RESEDA BOULEVARD, RESEDA, CA 91335 / PHONE (818) 881-4434



DIAMOND - D-5 BLUE/WHITE

SWIMMING POOL AND SPA TILES


DISTRIBUTED BY
COZAD & O'HARA CO.
TILE DISTRIBUTORS
2840 MIRALOMA AVE.
ANAHEIM, CA 92806
(714) 630-2216

*Universal Tile
Company*

SWIMMING POOL AND SPA TILE SPECIALISTS

CHANTILLY SERIES


1 Sheet = 1.06 Sq. Ft.
20 Sheets = 21.2 Sq. Ft. per Case
42 Lin. Ft. per Case



CHA-120 BLUE with WHITE FLOWERS



CHA-100 BROWN with BLUE FLOWERS



CHA-110 WHITE with BLUE FLOWERS



CHA-105 RED with WHITE FLOWERS



F-118 BLUE/WHITE

MIRAGE SERIES

1 Sheet = 1 Sq. Ft.
20 Sheets = 20 Sq. Ft. per Case
40 Lin. Ft. per Case



M-20 BROWN



M-30 BLUE



M-60 RED

STARFIRE SERIES


3" x 3", mounted on webbing 12"x12"
20 Sq. Ft. (40 Linear Ft.) per Case



SF-83 BROWN/RED



SF-65 BLUE/RED



SF-18 BLUE/BROWN



SF-63 BROWN/WHITE

SUNBURST SERIES


3" x 3", mounted on webbing, 12"x12"
20 Sq. Ft. (40 Linear Ft.) per Case




PDT-5 ANTIQUE CARAMEL



PDT-1 EL SOL



PDT-23 AZTECA



PDT-2 RUSTICA

FLORENTINE SERIES


1 Sheet = 1.15 Sq. Ft.
20 Sheets per Case
23 Sq. Ft. (46 Linear Ft.)



F-118 BLUE/WHITE



F-105 RED/WHITE



F-100 BROWN/WHITE




F-104 WHITE/RED




* VARIATIONS IN
SHADE ARE INHERENT
IN CERAMIC TILES.

VICTORIAN SERIES

3" x 3", mounted on webbing 12"x12" - 1 Sheet = 1.06 Sq. Ft.
20 Sheets per Case = 21.2 Sq. Ft. (42 Linear Ft.)



V-20 RED/PEARL



V-10 CREAM/EARTHTONE

HORIZON SERIES

3" x 3", mounted on webbing 12"x12"
20 Sq. Ft. (40 Linear Ft.) per Case



H-18 CREAM/BROWN



H-353 ROYAL BLUE/WHITE

DIAMOND SERIES



D-5 BLUE/WHITE



D-28 DESERT TAN



D-2 REDDISH BROWN

Mounted on webbing approx. 12"x12" 20 Sheets = 22.6 Sq. Ft. (45 Linear Ft.) per Case

RAINBOW SERIES



RB-9 ROYAL BLUE



RB-18 BUTTERSCOTCH



RB-7 TERRA BLUE



RB-12 AZTEC RED



RB-10 LAVENDER

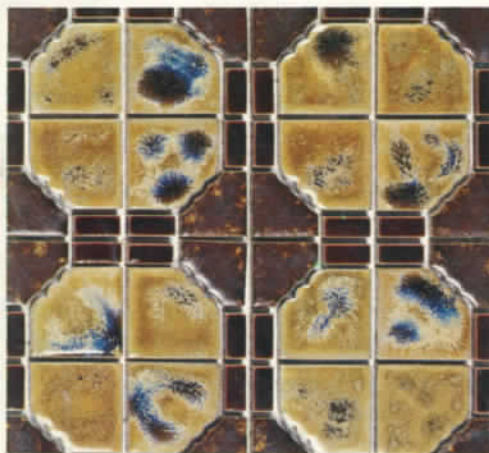


RB-8 ANTIQUE BROWN

Mounted on webbing approx. 12"x12". 30 Sq. Ft. (60 Linear Ft.) per Case

MOONGLOW SERIES

12"x12" Sheet, 30 Sq. Ft. (60 Linear Ft.) per Case



M-5819 ANTIQUE EARTHTONE



M-5967G BLUE/GOLD FLECK




M-5966 TERRA BLUE M-5841 ROYAL BLUE




REGAL



RG-71 EARTHTONE



RG-73 SIENNA RED



RG-TERRA BLUE

Mounted on webbing 12"x12", 30 Sq. Ft. (60 Linear Ft.) per Case

MAXIE


Mounted on webbing 12"x12", 30 Sq. Ft. (60 Linear Ft.) per Case



K-1 MARINE ROYAL BLUE

MOSAIC

1 3/8"x1 3/8" Mesh Backed Sheets, 12"x12", 30 Sq. Ft. (60 Linear Ft.) per Case



U-71 MARINE ROYAL

Universal Tile Company