



SWIMMING POOL AND SPA TILES

"FROSTPROOF"



DISTRIBUTED BY
COZAD & O'HARA CO., INC.
2840 MIRALOMA AVE.
ANAHEIM, CA 92806
(714) 630-2216
FAX (714) 630-0758



Universal Tile Company

9225 Alabama, Unit E, Chatsworth, Calif. 91311
Tel.: (818) 700-1666 Fax: (818) 882-7533

LittleTileInc.com

ST. MORITZ SERIES

6" x 3"

1 sheet = 1.06 Sq. Ft.

20 Sheets / 21.2 Sq. Ft. (42 Linear Ft.) per case



SM-602 WHITE

Shade variation is inherent in all ceramic tiles. All tiles must be inspected before installed. No claims will be accepted after installation.



SM-610 AQUAMARINE



SM-608 GREY/BLUE

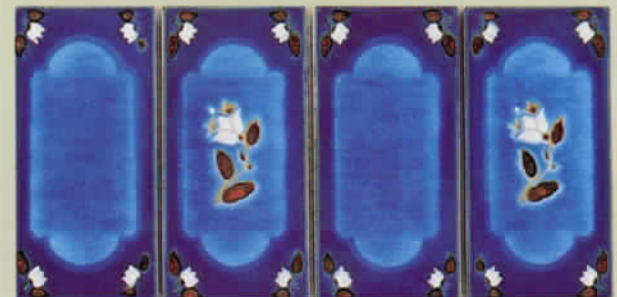


SM-611 INDIGO BLUE

DEL MAR SERIES

1 Sheet = 1.10 Sq. Ft.


30 Sheets / 33 Sq. Ft. (66 Linear Ft.) per case




SM-612 ROYAL BLUE




DM-107 POWDER BLUE



DM-106 PEARL GREY



DM-105 ROYAL BLUE




DM-108 SALMON

CAPE COD SERIES

1 Sheet = 1.15 Sq. Ft.

20 Sheets / 23 Sq. Ft. (46 Linear Ft.) per case




CC-118 BLUE

SM-610



CC-16 GRAY




CC-104 WHITE

The enclosed patterns and designs have been exclusively developed and designed by Universal Tile Co., leaders in the pool & spa tile industry.

FLORENTINE SERIES

1 Sheet = 1.15 Sq. Ft.


20 Sheets / 23 Sq. Ft. (46 Linear Ft.) per case



F-118 BLUE/WHITE



F-104 WHITE/RED



F-100 BROWN/WHITE



F-105 RED/WHITE

VERSAILLES SERIES

3" x 3"


1 Sheet = 1.06 Sq. Ft.

20 Sheets / 21.2 Sq. Ft. (42 Linear) per case



VSL-3 BLUE

Shade variation is inherent in all ceramic tiles. All tiles must be inspected before installed. No claims will be accepted after installation.



VSL-2 CREAM



VSL-4 RED



VSL-6 BROWN

CHANTILLY SERIES


3" x 3"

1 Sheet = 1.06 Sq. Ft.

20 Sheets / 21.2 Sq. Ft. (42 Linear) per case



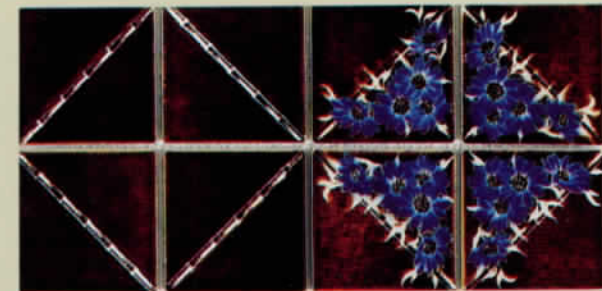
CHA-120 BLUE/WHITE



CHA-110/WHITE/BLUE



CHA-105 RED/WHITE




CHA-100 BROWN/BLUE

HORIZON SERIES

3" x 3"

1 Sheet = 1.06 Sq. Ft.

20 Sheets / 21.2 Sq. Ft. (42 Linear) per case



H-353 ROYAL BLUE




H-18 CREAM

VICTORIAN SERIES


3" x 3"

1 Sheet = 1.06 Sq. Ft.

20 Sheets / 21.2 Sq. Ft. (42 Linear) per case



V-20 RED



V-10 CREAM

Shade variation is inherent in all ceramic tiles.
All tiles must be inspected before installed. No
claims will be accepted after installation.




VSL-3 & U-71

Universal's Frost Proof Tiles are man-
ufactured to meet the highest stan-
dards of quality and durability.

1 3/8" x 1 3/8"

30 Sq. Ft.

(60 Linear Ft.) per case




U-71 MARINE ROYAL BLUE

2" x 2"

33 Sq. Ft.

(66 Linear Ft.) per case




PTL-24 ROYAL BLUE

3" x 3" Solids


1 Sheet = 1.08 Sq. Ft.

KS Series: 20 Sheets / 21.6 Sq. Ft. (43 Linear Ft.) per case


ST-11: 26 Sheets / 28.08 Sq. Ft. (56 Linear Ft.) per case



341 FRENCH BLUE



KS-842 MARINE BLUE



ST-11 ROYAL BLUE



K-1 MARINE ROYAL BLUE

MAXIE

30 Sq. Ft.

(60 Linear Ft.) per case

ANGELFISH SERIES


1 Sheet = 1.20 Sq. Ft.
20 Sheets / 24 Sq. Ft. (48 Linear Ft.) per case




YAF-60 TWILIGHT BLUE



YAF-65 AQUAMARINE



YAF-10 INDIGO BLUE




YAF-95 DUSTY ROSE

CALIFORNIA STONES


1" x 1"
30 Sq. Ft. (60 Linear Ft.) per case



CS-285 GREY



CS-550 BLUE




CS-560 ROYAL BLUE




CS-262 LT. BLUE




CS-520 WHITE



CS-290 MAUVE




CS-535 RED



CS-505 BROWN



CS-201 PEACH



CS-270 AQUAMARINE

*VARIATIONS IN
SHADE ARE INHERENT
IN CERAMIC TILES




PALM TREE SERIES


1 Sheet = 1.06 Sq. Ft.
20 Sheets / 21.2 Sq. Ft. (42 Linear Ft.) per case



PT-75 AQUAMARINE



PT-15 POWDER BLUE




PT-50 ROYAL BLUE



PT-55 BLUE GREY

RAINBOW SERIES


30 Sq. Ft. (60 Linear Ft.) per case



RB-7 TERRA BLUE



RB-8 ANTIQUE BROWN



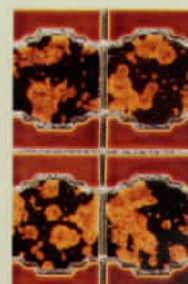
RB-9 ROYAL BLUE



RB-10 LAVENDER



RB-12 AZTEC RED



RB-18 BUTTERSCOTCH

REGAL


30 Sq. Ft.
(60 Linear Ft.) per case



RG-71 EARTHTONE



RG-73 SIENNA RED



RG-77 TERRA BLUE

DIAMOND


1 Sheet 1.13 Sq. Ft.
20 Sheets 22.6 Sq. Ft. (45 Linear Ft.) per case



D-2 REDDISH BROWN

SEASHELL SERIES

1 Sheet = 1.15 Sq. Ft.
20 Sheets / 23 Sq. Ft. (46 Linear Ft.) per case



SHL-30 ROYAL BLUE



SHL-80 BLUE GREY




SHL-70 AQUAMARINE



SHL-40 PEACH



SHL-80



SHL-90 MAUVE

Shade variation is inherent in all ceramic tiles. All tiles must be inspected before installed. No claims will be accepted after installation.



GLAZED

FROSTPROOF TILE

6" x 6"

Color 630-Med. Blue

Packing-56 Pcs.

14 Sq. Ft. per case

Also: 6" x 6" Surface
Bullnose Available



**6" x 6"
Depth
Markers**

White w/Black Numbers
(Not Frostproof)

Universal Tile Company

9225 Alabama, Unit E, Chatsworth, Calif. 91311 • Tel.: (818) 700-1666 Fax: (818) 882-7533