

# SWIMMING POOL AND SPA TILES

"FROSTPROOF"




*Universal Tile Company*

[LittleTileInc.com](http://LittleTileInc.com)

# CHANTILLY SERIES

3" x 3", mounted on webbing  
1 Sheet=1.06 Sq. Ft.

20 Sheets=21.2 Sq. Ft. per Case  
42 Lin. Ft. per Case



CHA-120 BLUE with WHITE FLOWERS



CHA-100 BROWN with BLUE FLOWERS



CHA-110 WHITE with BLUE FLOWERS




CHA-105 RED with WHITE FLOWERS



# CAPE COD SERIES

1 Sheet = 1.15 sq. ft.

20 Sheets = 23 sq. ft. (46 Linear Ft.) per case.




CC-118 BLUE



CC-16 GRAY

3" x 3", mounted on webbing 12" x 12"  
1 Sheet=1.06 Sq. Ft.

# MAXIE




K-1 MARINE ROYAL BLUE  
Mounted on webbing  
12" x 12", 30 Sq. Ft.  
(60 Linear Ft.) per Case

# VERSAILI



CC-16 GRAY



CC-104 WHITE



VSL-3 BLUE




VSL-2 CREAM

# FLORENTINE SERIES

1 Sheet=1.15 Sq. Ft.  
20 Sheets per Case  
23 Sq. Ft. (46 Linear Ft.)




F-118 BLUE/WHITE



F-105 RED/WHITE




F-100 BROWN/WHITE



F-104 WHITE/RED

F-104 WHITE/RED

## MOSAIC



U-71 MARINE ROYAL BLUE  
1-3/8" x 1-3/8" Mesh Backed  
Sheets, 12" x 12", 30 Sq. Ft.  
(60 Linear Ft.) per Case

\* VARIATIONS IN  
SHADE ARE INHERENT  
IN CERAMIC TILES

1 Sheet=1.06 Sq. Ft.  
20 Sheets=21.2 Sq. Ft. per Case

## ES SERIES


20 Sheets=21.2 Sq. Ft. per Case  
42 Lin. Ft. per Case

## VICTORIAN SERIES

## HORIZON SERIES



VSL-6 BROWN



V-20 RED/PEARL



H-353 ROYAL BLUE/WHITE



VSL-4 RED



V-10 CREAM/EARTHTONE



H-18 CREAM/BROWN


# STARFIRE SERIES



SF-83 BROWN/RED



SF-65 BLUE/RED



SF-18 BLUE/BROWN




SF-63 BROWN/WHITE

3" x 3", mounted on webbing 12" x 12"  
1 Sheet = 1.06 Sq. Ft.


# CALIFORNIA STONES




CS-520 ANTIQUE WHITE




CS-505 BROWN




CS-535 RED



CS-550 BLUE



CS-285 GRAY



CS-560 ROYAL BLUE

30 Sq. Ft. (60 Lin. Ft.) per Case

**GLAZED**

FROSTPROOF TILE

**6" x 6"**

Color 630-Med. Blue  
Packing - 56 Pcs.  
= 14 Sq. Ft.  
per Case  
Also: 6" x 6" Surface  
Bullnose Available



\* VARIATIONS IN  
SHADE ARE INHERENT  
IN CERAMIC TILES

# REGAL



RG-71 EARTHTONE



RG-73 SIENNA RED




RG-77 TERRA BLUE

12" x 12" Sheets 30 Sq. Ft. 60 Lin. Ft./Case

# DIAMOND SERIES



D-5 BLUE/WHITE



D-28 DESERT TAN



D-2 REDDISH BROWN

1 Sheet = 1.3 Sq. Ft. 20 Sheets = 22.6 Sq. Ft. per Case



DIAMOND D-5 BLUE/WHITE

# RAINBOW SERIES

30 Sq. Ft. (60 Lin. Ft.) per Case



RB-9 ROYAL BLUE



RB-18 BUTTERSCOTCH



RB-7 TERRA BLUE



RB-12 AZTEC RED



RB-10 LAVENDER



RB-8 ANTIQUE BROWN

*Universal Tile Company*

6726 RESEDA BOULEVARD, RESEDA, CA 91335 PHONE (818) 881-4434