



Corporate Office
9716 Old Katy Road, Suite 110
Houston, Texas 77055
713-468-8400

LARGEST IMPORTER AND SUPPLIER
OF TILES AND BRICK COPING
IN THE UNITED STATES

LOCATIONS

HOUSTON CORPUS CHRISTI AUSTIN
DALLAS ATLANTA PHOENIX
ANAHEIM PALM SPRINGS

SWIMMING POOL AND SPA TILES

Effective Date: SEPT 15, 1991




LittleTileInc.com




IN-4302




IN-4303



IN-4305



IN-4307



IN-4308

IN-4302, 4303, 4305,
4307, 4308

- **SIZE OF TILE**
1 1/4" x 3 3/4" & 3 3/4" x 3 3/4"
- **SIZE OF SHEET**
1.15 sqft Mesh backed mounting
- **PACKING DETAILS**
25 sheets (28.75 sqft) per carton




IN-4331




IN-4332

IN-4331, 4332


- **SIZE OF TILE**
3 3/4" x 3 3/4"
- **SIZE OF SHEET**
1.3 sqft Mesh backed mounting
- **PACKING DETAILS**
20 sheets (26 sqft) per carton



IN-4323



IN-4324



IN-4325



IN-4585



IN-4586

IN-4585, 4586

- **SIZE OF TILE**
6" x 6" section illustrated
- **SIZE OF SHEET**
1.15 sqft Mesh backed mounting
- **PACKING DETAILS**
25 sheets (28.75 sqft) per carton



IN-4326



IN-4327

IN-4323, 4324, 4325,
4326, 4327

- **SIZE OF TILE**
1 1/4" x 1 1/2" & 3 3/4" x 1 1/2"
- **SIZE OF SHEET**
1.15 sqft Mesh backed mounting
- **PACKING DETAILS**
25 sheets (28.75 sqft) per carton



IN-4310



IN-4535



IN-4568



IN-4311



IN-4536



IN-4569



IN-4316



IN-4261



IN-4570



IN-4317



IN-4262

IN-4568, 4569, 4570

- **SIZE OF TILE**
6" x 6" section illustrated
- **SIZE OF SHEET**
1.06 sqft Mesh backed mounting
- **PACKING DETAILS**
20 sheets (21.2 sqft) per carton

IN-4310, 4311, 4316, 4317

- **SIZE OF TILE**
6" x 6" section illustrated
- **SIZE OF SHEET**
1.05 sqft Mesh backed mounting
- **PACKING DETAILS**
26 sheets (27.3 sqft) per carton

IN-4535, 4536

- **SIZE OF TILE**
6" x 6" section illustrated
- **SIZE OF SHEET**
1 sqft Mesh backed mounting
- **PACKING DETAILS**
30 sheets (30 sqft) per carton

IN-4261, 4262

- **SIZE OF TILE**
6" x 6" section illustrated
- **SIZE OF SHEET**
1 sqft Mesh backed mounting
- **PACKING DETAILS**
25 sheets (25 sqft) per carton



IN-4529




IN-4756



IN-4328



IN-4530



IN-4777



IN-4329



IN-4531



IN-4778



IN-4330



IN-4532




IN-4779

IN-4328, 4329, 4330

- SIZE OF TILE
6" x 6"
- PACKING DETAILS
60 pcs (15 sqft) per carton
- SOLD PER PIECE

IN-4529, 4530, 4531, 4532,
4756, 4777, 4778, 4779

- SIZE OF TILE
6" x 6"
- PACKING DETAILS
44 pcs (11 sqft) per carton
- SOLD PER SQFT




IN-4319



IN-4565



IN-3191




IN-4320



IN-4567




IN-3192




IN-4322



IN-4564



IN-3190



IN-4333



IN-4566



IN-3193



IN-4321

IN-4565, 4567, 4564,
4566

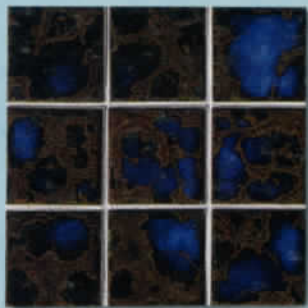
- SIZE OF TILE
3" x 3"
- SIZE OF SHEET
1.08 sqft Mesh backed mounting
- PACKING DETAILS
25 sheets (27 sqft) per carton

IN-3191, 3192, 3190,
3193


- SIZE OF TILE
1" Pebble stone
- SIZE OF SHEET
1.00 sqft Mesh backed mounting
- PACKING DETAILS
30 sheets (30 sqft) per carton

IN-4319, 4320, 4322,
4333, 4321

- SIZE OF TILE
2 1/8" x 1 3/8" & 2 1/8" x 2 1/8"
- SIZE OF SHEET
1.15 sqft Mesh backed mounting
- PACKING DETAILS
25 sheets (28.75 sqft) per carton



IN-4314



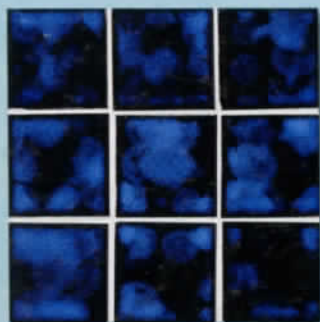
IN-4520



IN-4750



IN-4752




IN-4509

IN-4314, 4509

- **SIZE OF TILE**
2" x 2"
- **SIZE OF SHEET**
1.10 sqft Mesh backed mounting
- **PACKING DETAILS**
30 sheets (33 sqft) per carton

IN-4520

- **SIZE OF TILE**
2" x 2"
- **SIZE OF SHEET**
1.14 sqft Mesh backed mounting
- **PACKING DETAILS**
30 sheets (34.20 sqft) per carton



IN-4751

IN-4750

- **SIZE OF TILE**
1" penny round
- **SIZE OF SHEET**
1 sqft Mesh backed mounting
- **PACKING DETAILS**
40 sheets (40 sqft) per carton

IN-4751, 4752


- **SIZE OF TILE**
1" penny round
- **SIZE OF SHEET**
1.06 sqft Mesh backed mounting
- **PACKING DETAILS**
30 sheets (31.08 sqft) per carton



IN-4524




IN-4526



IN-4517



IN-4525



IN-4710

IN-4517

- **SIZE OF TILE**
1" x 1"
- **SIZE OF SHEET**
1.09 sqft Mesh backed mounting
- **PACKING DETAILS**
30 sheets (32.70 sqft) per carton

IN-4524, 4525

- **SIZE OF TILE**
6" x 6" section illustrated
- **SIZE OF SHEET**
1 sqft Mesh backed mounting
- **PACKING DETAILS**
30 sheets (30 sqft) per carton

IN-4526


- **SIZE OF TILE**
3" x 3"
- **SIZE OF SHEET**
1.08 sqft Mesh backed mounting
- **PACKING DETAILS**
25 sheets (25 sqft) per carton

IN-4710


- **SIZE OF TILE**
3" x 3"
- **SIZE OF SHEET**
1 sqft Mesh backed mounting
- **PACKING DETAILS**
25 sheets (25 sqft) per carton



IN-4352



IN-4349



IN-4348

IN-4352, 4349, 4348

- **SIZE OF TILE**
6" x 6" section illustrated
- **SIZE OF SHEET**
1.05 sqft Mesh backed mounting
- **PACKING DETAILS**
30 sheets (31.50 sqft) per carton



IN-4355




IN-4356




IN-4354

IN-4355, 4356, 4354

- **SIZE OF TILE**
6" x 6" section illustrated
- **SIZE OF SHEET**
1.12 sqft Mesh backed mounting
- **PACKING DETAILS**
30 sheets (33.60 sqft) per carton



IN-4347



IN-4346



IN-4345

IN-4347, 4346, 4345

- **SIZE OF TILE**
6" x 6" section illustrated
- **SIZE OF SHEET**
1 sqft Mesh backed mounting
- **PACKING DETAILS**
30 sheets (30 sqft) per carton

BRICK COPING AND MATCHING PAVERS



RADONDO GRAY

IN-8518 4 x 12 x 2 1/4 COPING
(as shown)

ALSO AVAILABLE

IN-8517 4 x 9 x 2 1/4 COPING
IN-8519 4 x 8 x 1 1/2 PAVER
IN-8520 4 x 8 x 2 1/4 PAVER

CHOCOLATE

IN-8536 4 x 12 x 2 1/4 COPING
(as shown)

ALSO AVAILABLE

IN-8535 4 x 9 x 2 1/4 COPING
IN-8537 4 x 8 x 1 1/2 PAVER
IN-8538 4 x 8 x 2 1/4 PAVER

BURGANDY

IN-8523 4 x 12 x 2 1/4 COPING
(as shown)

ALSO AVAILABLE

IN-8522 4 x 9 x 2 1/4 COPING
IN-8524 4 x 8 x 1 1/2 PAVER
IN-8525 4 x 8 x 2 1/4 PAVER



MOUNTAIN RED

IN-8573 4 x 9 x 2 1/4 COPING
(as shown)

ALSO AVAILABLE

IN-8572 4 x 12 x 2 1/4 COPING
IN-8574 4 x 8 x 2 1/4 PAVER

TUMBLE WEED

IN-8587 4 x 9 x 2 1/4 COPING
(as shown)

ALSO AVAILABLE

IN-8588 4 x 12 x 2 1/4 COPING
IN-8589 4 x 8 x 2 1/4 PAVER

IRONSPOT

(MEDIUM)

IN-8568 4 x 9 x 2 1/4 COPING
(as shown)

ALSO AVAILABLE

IN-8569 4 x 12 x 2 1/4 COPING
IN-8570 4 x 8 x 2 1/4 PAVER

MOROCCAN BROWN

IN-8584 4 x 9 x 2 1/4 COPING
(as shown)

ALSO AVAILABLE

IN-8585 4 x 12 x 2 1/4 COPING
IN-8586 4 x 8 x 2 1/4 PAVER

GLASS BLOCK



IN-5902
(STANDARD)



IN-5916
(STANDARD)



IN-5906
(STANDARD)



IN-5913
(THINLINE)

NOT SHOWN COPING

PARK ROSE

IN-8577 4 x 12 x 2 1/4 COPING
IN-8576 4 x 9 x 2 1/4 COPING
IN-8578 4 x 8 x 2 1/4 PAVER

IRON SPOT (DARK)

IN-8595 4 x 12 x 2 1/4 COPING
IN-8594 4 x 9 x 2 1/4 COPING
IN-8596 4 x 8 x 2 1/4 PAVER

BLACK

IN-8591 4 x 12 x 2 1/4 COPING
IN-8592 4 x 8 x 2 1/4 PAVER

WHITE

IN-8547 4 x 12 x 2 1/4 COPING

NOT SHOWN-GLASS BLOCK

IN-5901-6 x 6 (SAME PATTERN IN 5902) STANDARD
IN-5905-6 x 6 (SAME PATTERN IN 5906) STANDARD
IN-5904-4 x 8 (SAME PATTERN IN 5906) STANDARD
IN-5917-4 x 8 (SAME PATTERN IN 5916) STANDARD
IN-5907-12 x 12 (SAME PATTERN IN 5906) STANDARD
IN-5909-6 x 6 (SAME PATTERN IN 5906) THINLINE
IN-5912-6 x 6 (SAME PATTERN IN 5913) THINLINE
IN-5908-4 x 8 (SAME PATTERN IN 5906) THINLINE
IN-5918-4 x 8 (SAME PATTERN IN 5916) THINLINE
IN-5911-4 x 8 (SAME PATTERN IN 5913) THINLINE
IN-5910-8 x 8 (SAME PATTERN IN 5906) THINLINE

CORNER BLOCKS

(FOR ABOVE NUMBERS ONLY)

IN-5905A-6 x 6 (SAME PATTERN IN 5906) STANDARD
IN-5906A-8 x 8 (SAME PATTERN IN 5906) STANDARD
IN-5916A-8 x 8 (SAME PATTERN IN 5916) STANDARD

END BLOCKS

(FOR ABOVE NUMBERS ONLY)

IN-5906B-8 x 8 (SAME PATTERN IN 5906) STANDARD
IN-5916B-8 x 8 (SAME PATTERN IN 5916) STANDARD

GLASS BLOCK (METRIC)

IN-5920-8 x 8 (SAME PATTERN IN 5906) STANDARD
IN-5921-8 x 8 (SIMILAR PATTERN IN 5913) STANDARD
IN-5922-8 x 8 (SAME PATTERN IN 5902) STANDARD